

ADIDAS AG FUTURE (ADSG) - EUX/202612

2024/08/16 19:01:08

Price
228.7941 EUR

Difference  **-0.66% (-1.51)**

General attributes

Symbol	ADSGZ26
Exchange	Eurex
Currency	EUR
Security type	Future
Underlying	ADIDAS AG
Maturity	12-2026
Contract size	100

Market data

Bid (Bid size)	- EUR (-)
Ask (Ask size)	- EUR (-)
Open	228.7941 EUR
High	228.7941 EUR
Low	228.7941 EUR
Close (prev. day)	230.3085 EUR
Underlying	ADIDAS AG
Underlying price (date)	217.00 (24/08/16)
Settlement price (date)	228.79 (24/08/16)
Open Interest	0

Performance and Risk

	6m	1y	3y
Perf (%)	+21.53%	-	-
Perf (abs.)	+40.53	-	-
Beta	-	-	-
Volatility	26.11	-	-

Futures and Options

Related Futures	-
Related Options	-

5y












Information about previous performance does not guarantee future performance.
Source: FactSet

Price data

Ø price 5 days Ø volume 5 days (pcs.)	227.3918 EUR (0)
Ø price 30 days Ø volume 30 days (pcs.)	238.0717 EUR (0)
Ø price 100 days Ø volume 100 days (pcs.)	236.8273 EUR (0)
Ø price 250 days Ø volume 250 days (pcs.)	- EUR (-)
YTD High date	251.3888 EUR (2024/07/30)
YTD Low date	175.2003 EUR (2024/01/19)
52 Weeks High date	- EUR (-)
52 Weeks Low date	- EUR (-)

Recent Research

on underlying	on sector	on market	
Date		Headline	Download
2024/08/12		Global Equity Ratings	
2024/08/12		Aktienempfehlungen Global	
2024/07/24		Global Equity Ratings	
2024/07/24		Aktienempfehlungen Global	
2024/07/15		Aktienempfehlungen Global	