

ADIDAS AG FUTURE (ADSG) - EUX/202612

2024/05/31 18:42:20

Price
247.9949 EUR
Difference  **-0.01% (-0.02)**

General attributes

Symbol	ADSGZ26
Exchange	Eurex
Currency	EUR
Security type	Future
Underlying	ADIDAS AG
Maturity	12-2026
Contract size	100

Market data

Bid (Bid size)	- EUR (-)
Ask (Ask size)	- EUR (-)
Open	247.9949 EUR
High	247.9949 EUR
Low	247.9949 EUR
Close (prev. day)	248.0171 EUR
Underlying	ADIDAS AG
Underlying price (date)	231.50 (24/05/31)
Settlement price (date)	247.99 (24/05/31)
Open Interest	0

Performance and Risk

	6m	1y	3y
Perf (%)	+19.09%	-	-
Perf (abs.)	+39.75	-	-
Beta	-	-	-
Volatility	28.07	-	-

Futures and Options

Related Futures	-
Related Options	-

5y












Information about previous performance does not guarantee future performance.
 Source: FactSet

Price data

Ø price 5 days Ø volume 5 days (pcs.)	243.1992 EUR (0)
Ø price 30 days Ø volume 30 days (pcs.)	242.1937 EUR (0)
Ø price 100 days Ø volume 100 days (pcs.)	212.5992 EUR (0)
Ø price 250 days Ø volume 250 days (pcs.)	- EUR (-)
YTD High date	248.4544 EUR (2024/04/29)
YTD Low date	175.2003 EUR (2024/01/19)
52 Weeks High date	- EUR (-)
52 Weeks Low date	- EUR (-)

Recent Research

on underlying	on sector	on market	
Date		Headline	Download
2024/05/29		Global Equity Ratings	
2024/05/29		Aktienempfehlungen Global	
2024/04/26		Global Equity Ratings	
2024/04/26		Aktienempfehlungen Global	
2024/04/03		Global Equity Ratings	