

ADIDAS AG FUTURE (ADSG) - EUX/202612

2024/04/30 18:38:58

Price
242.4614 EUR

Difference  -2.41% (-5.99)

General attributes

Symbol	ADSGZ26
Exchange	Eurex
Currency	EUR
Security type	Future
Underlying	ADIDAS AG
Maturity	12-2026
Contract size	100

Market data

Bid (Bid size)	- EUR (-)
Ask (Ask size)	- EUR (-)
Open	242.4614 EUR
High	242.4614 EUR
Low	242.4614 EUR
Close (prev. day)	248.4544 EUR
Underlying	ADIDAS AG
Underlying price (date)	226.40 (24/04/30)
Settlement price (date)	242.46 (24/04/30)
Open Interest	0

Performance and Risk

	6m	1y	3y
Perf (%)	-	-	-
Perf (abs.)	-	-	-
Beta	-	-	-
Volatility	-	-	-

Futures and Options

Related Futures	-
Related Options	-












5y

Information about previous performance does not guarantee future performance.
Source: FactSet

Price data

Ø price 5 days Ø volume 5 days (pcs.)	244.8915 EUR (0)
Ø price 30 days Ø volume 30 days (pcs.)	224.6209 EUR (0)
Ø price 100 days Ø volume 100 days (pcs.)	203.5871 EUR (0)
Ø price 250 days Ø volume 250 days (pcs.)	- EUR (-)
YTD High date	248.4544 EUR (2024/04/29)
YTD Low date	175.2003 EUR (2024/01/19)
52 Weeks High date	- EUR (-)
52 Weeks Low date	- EUR (-)

Recent Research

Date	on underlying	on sector	on market	Headline	Download
2024/04/26				Global Equity Ratings	
2024/04/26				Aktienempfehlungen Global	
2024/04/03				Global Equity Ratings	
2024/04/03				Aktienempfehlungen Global	
2024/03/13				Global Equity Ratings	