

UNILEVER PLC FUTURE (UNIH) - EUX/202612

2024/09/17 18:46:20

Price
58.488 EUR
Difference  **-0.55% (-0.32)**

General attributes

Symbol	UNIHZ26
Exchange	Eurex
Currency	EUR
Security type	Future
Underlying	UNILEVER PLC
Maturity	12-2026
Contract size	100

Market data

Bid (Bid size)	- EUR (-)
Ask (Ask size)	- EUR (-)
Open	58.488 EUR
High	58.488 EUR
Low	58.488 EUR
Close (prev. day)	58.8124 EUR
Underlying	UNILEVER PLC
Underlying price (date)	4,880.221 (24/09/18)
Settlement price (date)	58.49 (24/09/17)
Open Interest	0

Performance and Risk

	6m	1y	3y
Perf (%)	+31.22%	-	-
Perf (abs.)	+13.92	-	-
Beta	-	-	-
Volatility	17.88	-	-

Futures and Options

Related Futures	-
Related Options	-

5y












Information about previous performance does not guarantee future performance.
 Source: FactSet

Price data

Ø price 5 days Ø volume 5 days (pcs.)	58.679 EUR (0)
Ø price 30 days Ø volume 30 days (pcs.)	57.447 EUR (0)
Ø price 100 days Ø volume 100 days (pcs.)	53.592 EUR (0)
Ø price 250 days Ø volume 250 days (pcs.)	- EUR (-)
YTD High date	59.895 EUR (2024/09/09)
YTD Low date	41.886 EUR (2024/01/22)
52 Weeks High date	- EUR (-)
52 Weeks Low date	- EUR (-)

Recent Research

on underlying		on sector	
Date		Headline	Download
2024/09/11		Global Equity Ratings	
2024/09/11		Aktienempfehlungen Global	
2024/09/05		Global Equity Ratings	
2024/09/05		Aktienempfehlungen Global	
2024/08/12		Global Equity Ratings	