

UNILEVER PLC FUTURE (UNIH) - EUX/202612

2024/08/14 18:37:19

Price
55.4019 EUR

Difference  **-0.05% (-0.03)**

General attributes

Symbol	UNIHZ26
Exchange	Eurex
Currency	EUR
Security type	Future
Underlying	UNILEVER PLC
Maturity	12-2026
Contract size	100

Market data

Bid (Bid size)	- EUR (-)
Ask (Ask size)	- EUR (-)
Open	55.4019 EUR
High	55.4019 EUR
Low	55.4019 EUR
Close (prev. day)	55.4274 EUR
Underlying	UNILEVER PLC
Underlying price (date)	4,747.00 (24/08/14)
Settlement price (date)	55.40 (24/08/14)
Open Interest	0

Performance and Risk

	6m	1y	3y
Perf (%)	+21.28%	-	-
Perf (abs.)	+9.72	-	-
Beta	-	-	-
Volatility	18.26	-	-

Futures and Options

Related Futures	-
Related Options	-












Information about previous performance does not guarantee future performance.
Source: FactSet

Price data

Ø price 5 days Ø volume 5 days (pcs.)	55.4948 EUR (0)
Ø price 30 days Ø volume 30 days (pcs.)	54.2868 EUR (0)
Ø price 100 days Ø volume 100 days (pcs.)	50.4299 EUR (0)
Ø price 250 days Ø volume 250 days (pcs.)	- EUR (-)
YTD High date	56.7680 EUR (2024/07/31)
YTD Low date	41.8860 EUR (2024/01/22)
52 Weeks High date	- EUR (-)
52 Weeks Low date	- EUR (-)

Recent Research

on underlying		on sector	
Date		Headline	Download
2024/08/12		Global Equity Ratings	
2024/08/12		Aktienempfehlungen Global	
2024/07/24		Global Equity Ratings	
2024/07/24		Aktienempfehlungen Global	
2024/07/15		Aktienempfehlungen Global	