

UNILEVER PLC FUTURE (UNIH) - EUX/202612

2024/07/19 19:04:35

Price
53.495 EUR

Difference  -0.69% (-0.37)

General attributes

Symbol	UNIHZ26
Exchange	Eurex
Currency	EUR
Security type	Future
Underlying	UNILEVER PLC
Maturity	12-2026
Contract size	100

Market data

Bid (Bid size)	- EUR (-)
Ask (Ask size)	- EUR (-)
Open	53.495 EUR
High	53.495 EUR
Low	53.495 EUR
Close (prev. day)	53.867 EUR
Underlying	UNILEVER PLC
Underlying price (date)	4.495.00 (24/07/19)
Settlement price (date)	53.50 (24/07/19)
Open Interest	0

Performance and Risk

	6m	1y	3y
Perf (%)	+27.29%	-	-
Perf (abs.)	+11.47	-	-
Beta	-	-	-
Volatility	16.70	-	-

Futures and Options

Related Futures	-
Related Options	-

5y












Information about previous performance does not guarantee future performance.
Source: FactSet

Price data

Ø price 5 days Ø volume 5 days (pcs.)	53.204 EUR (0)
Ø price 30 days Ø volume 30 days (pcs.)	52.445 EUR (0)
Ø price 100 days Ø volume 100 days (pcs.)	48.506 EUR (0)
Ø price 250 days Ø volume 250 days (pcs.)	- EUR (-)
YTD High date	53.867 EUR (2024/07/18)
YTD Low date	41.886 EUR (2024/01/22)
52 Weeks High date	- EUR (-)
52 Weeks Low date	- EUR (-)

Recent Research

on underlying		on sector	
Date	Headline	Download	
2024/07/15	 Aktienempfehlungen Global		
2024/07/12	 Global Equity Ratings		
2024/06/21	 Global Equity Ratings		
2024/06/21	 Aktienempfehlungen Global		
2024/06/14	 Global Equity Ratings	