

UNILEVER PLC FUTURE (UNIH) - EUX/202612

2024/07/15 18:41:58

Price
52.7088 EUR

Difference  -0.72% (-0.38)

General attributes

Symbol	UNIHZ26
Exchange	Eurex
Currency	EUR
Security type	Future
Underlying	UNILEVER PLC
Maturity	12-2026
Contract size	100

Market data

Bid (Bid size)	- EUR (-)
Ask (Ask size)	- EUR (-)
Open	52.7088 EUR
High	52.7088 EUR
Low	52.7088 EUR
Close (prev. day)	53.0916 EUR
Underlying	UNILEVER PLC
Underlying price (date)	4.416.00 (24/07/16)
Settlement price (date)	52.71 (24/07/15)
Open Interest	0

Performance and Risk

	6m	1y	3y
Perf (%)	+22.07%	-	-
Perf (abs.)	+9.53	-	-
Beta	-	-	-
Volatility	16.83	-	-

Futures and Options

Related Futures	-
Related Options	-












Information about previous performance does not guarantee future performance.
Source: FactSet

Price data

Ø price 5 days Ø volume 5 days (pcs.)	52.5733 EUR (0)
Ø price 30 days Ø volume 30 days (pcs.)	52.2282 EUR (0)
Ø price 100 days Ø volume 100 days (pcs.)	48.2176 EUR (0)
Ø price 250 days Ø volume 250 days (pcs.)	- EUR (-)
YTD High date	53.1436 EUR (2024/06/14)
YTD Low date	41.8860 EUR (2024/01/22)
52 Weeks High date	- EUR (-)
52 Weeks Low date	- EUR (-)

Recent Research

on underlying		on sector	
Date		Headline	Download
2024/07/15		Aktienempfehlungen Global	
2024/07/12		Global Equity Ratings	
2024/06/21		Global Equity Ratings	
2024/06/21		Aktienempfehlungen Global	
2024/06/14		Global Equity Ratings	