

AT & T INC. FUTURE (TFFF) - EUX/202612

2024/10/18 19:07:35

Price
21.7401 USD
 Difference  1.63% (0.35)

General attributes

Symbol	TFFFZ26
Exchange	Eurex
Currency	USD
Security type	Future
Underlying	AT&T INC.
Maturity	12-2026
Contract size	100

Market data

Bid (Bid size)	- USD (-)
Ask (Ask size)	- USD (-)
Open	21.7401 USD
High	21.7401 USD
Low	21.7401 USD
Close (prev. day)	21.392 USD
Underlying	AT&T INC.
Underlying price (date)	21.85 (24/10/18)
Settlement price (date)	21.74 (24/10/18)
Open Interest	0

Performance and Risk

	6m	1y	3y
Perf (%)	+40.27%	-	-
Perf (abs.)	+6.24	-	-
Beta	-	-	-
Volatility	19.95	-	-

Futures and Options

Related Futures	-
Related Options	-

5y












Information about previous performance does not guarantee future performance.
 Source: FactSet

Price data

Ø price 5 days Ø volume 5 days (pcs.)	21.3208 USD (0)
Ø price 30 days Ø volume 30 days (pcs.)	21.0611 USD (0)
Ø price 100 days Ø volume 100 days (pcs.)	19.1728 USD (0)
Ø price 250 days Ø volume 250 days (pcs.)	- USD (-)
YTD High date	21.7401 USD (2024/10/18)
YTD Low date	15.1575 USD (2024/01/18)
52 Weeks High date	- USD (-)
52 Weeks Low date	- USD (-)

Recent Research

on underlying	on sector	on market	
Date		Headline	Download
2024/09/27		Global Equity Ratings	
2024/09/27		Aktienempfehlungen Global	
2024/09/11		Global Equity Ratings	
2024/09/11		Aktienempfehlungen Global	
2024/09/05		Global Equity Ratings	