

AT & T INC. FUTURE (TFFF) - EUX/202612

2024/06/14 18:39:34

Price
16.789 USD

Difference  -0.49% (-0.08)

General attributes

Symbol	TFFFZ26
Exchange	Eurex
Currency	USD
Security type	Future
Underlying	AT&T INC.
Maturity	12-2026
Contract size	100

Market data

Bid (Bid size)	- USD (-)
Ask (Ask size)	- USD (-)
Open	16.789 USD
High	16.789 USD
Low	16.789 USD
Close (prev. day)	16.8714 USD
Underlying	AT&T INC.
Underlying price (date)	17.64 (24/06/14)
Settlement price (date)	16.79 (24/06/14)
Open Interest	0

Performance and Risk

	6m	1y	3y
Perf (%)	+1.66%	-	-
Perf (abs.)	+0.27	-	-
Beta	-	-	-
Volatility	22.03	-	-

Futures and Options

Related Futures	-
Related Options	-

5y












Information about previous performance does not guarantee future performance.
Source: FactSet

Price data

Ø price 5 days Ø volume 5 days (pcs.)	17.043 USD (0)
Ø price 30 days Ø volume 30 days (pcs.)	16.901 USD (0)
Ø price 100 days Ø volume 100 days (pcs.)	16.390 USD (0)
Ø price 250 days Ø volume 250 days (pcs.)	- USD (-)
YTD High date	17.705 USD (2024/06/06)
YTD Low date	15.158 USD (2024/01/18)
52 Weeks High date	- USD (-)
52 Weeks Low date	- USD (-)

Recent Research

on underlying	on sector	on market	
Date		Headline	Download
2024/06/14		Global Equity Ratings	
2024/06/14		Aktienempfehlungen Global	
2024/05/29		Global Equity Ratings	
2024/05/29		Aktienempfehlungen Global	
2024/04/26		Global Equity Ratings	