

# AT & T INC. FUTURE (TFFF) - EUX/202612

2024/05/21 18:44:22

**Price**  
**16.6195** USD

**Difference**  **-1.36% (-0.23)**

### General attributes

Symbol	TFFFZ26
Exchange	Eurex
Currency	USD
Security type	Future
Underlying	AT&T INC.
Maturity	12-2026
Contract size	100

### Market data

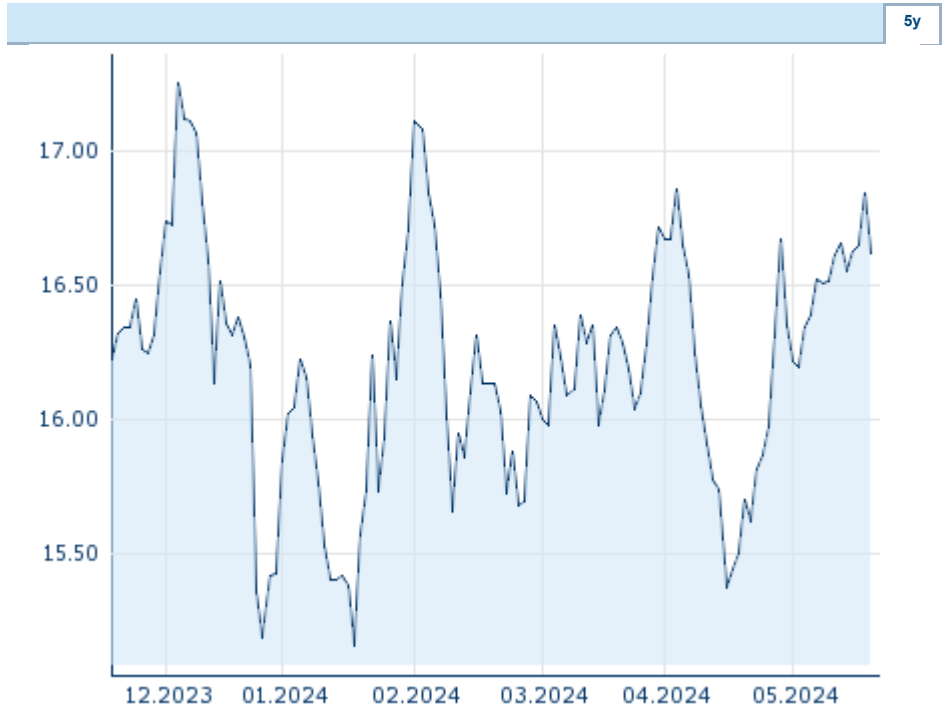
Bid (Bid size)	- USD (-)
Ask (Ask size)	- USD (-)
Open	16.6195 USD
High	16.6195 USD
Low	16.6195 USD
Close (prev. day)	16.8481 USD
Underlying	AT&T INC.
Underlying price (date)	17.3582 (24/05/22)
Settlement price (date)	16.62 (24/05/21)
Open Interest	0

### Performance and Risk

	6m	1y	3y
Perf (%)	+1.84%	-	-
Perf (abs.)	+0.30	-	-
Beta	-	-	-
Volatility	22.39	-	-

### Futures and Options

Related Futures	-
Related Options	-












Information about previous performance does not guarantee future performance.  
Source: FactSet

### Price data

Ø price 5 days   Ø volume 5 days (pcs.)	16.6595 USD (0)
Ø price 30 days   Ø volume 30 days (pcs.)	16.1873 USD (0)
Ø price 100 days   Ø volume 100 days (pcs.)	16.1346 USD (0)
Ø price 250 days   Ø volume 250 days (pcs.)	- USD (-)
YTD High   date	17.1164 USD (2024/02/01)
YTD Low   date	15.1575 USD (2024/01/18)
52 Weeks High   date	- USD (-)
52 Weeks Low   date	- USD (-)

### Recent Research

on underlying	on sector	on market	
Date		Headline	Download
2024/04/26		Global Equity Ratings	
2024/04/26		Aktienempfehlungen Global	
2024/04/03		Global Equity Ratings	
2024/04/03		Aktienempfehlungen Global	
2024/03/13		Global Equity Ratings	