

# NORDEA BANK ABP FUTURE (NDBF) - EUX/202612

2024/07/26 18:35:36

Price  
**9.927** EUR

Difference  0.43% (0.04)

### General attributes

Symbol	NDBFZ26
Exchange	Eurex
Currency	EUR
Security type	Future
Underlying	NORDEA BANK ABP
Maturity	12-2026
Contract size	100

### Market data

Bid (Bid size)	- EUR (-)
Ask (Ask size)	- EUR (-)
Open	9.927 EUR
High	9.927 EUR
Low	9.927 EUR
Close (prev. day)	9.8846 EUR
Underlying	NORDEA BANK ABP
Underlying price (date)	10.66 (24/07/26)
Settlement price (date)	9.93 (24/07/26)
Open Interest	0

### Performance and Risk

	6m	1y	3y
Perf (%)	-2.41%	-	-
Perf (abs.)	-0.25	-	-
Beta	-	-	-
Volatility	23.87	-	-

### Futures and Options

Related Futures	-
Related Options	-

5y












Information about previous performance does not guarantee future performance.  
Source: FactSet

### Price data

Ø price 5 days   Ø volume 5 days (pcs.)	9.944 EUR (0)
Ø price 30 days   Ø volume 30 days (pcs.)	10.343 EUR (0)
Ø price 100 days   Ø volume 100 days (pcs.)	10.355 EUR (0)
Ø price 250 days   Ø volume 250 days (pcs.)	- EUR (-)
YTD High   date	11.271 EUR (2024/06/12)
YTD Low   date	9.129 EUR (2024/02/09)
52 Weeks High   date	- EUR (-)
52 Weeks Low   date	- EUR (-)

### Recent Research

on sector		on market	
Date		Headline	Download
2024/07/24		Global Equity Ratings	
2024/07/24		Aktienempfehlungen Global	
2024/07/19		Equity Weekly	
2024/07/15		Aktienempfehlungen Global	
2024/07/12		Global Equity Ratings	