

# L'OREAL FUTURE (LORF) - EUX/202612

2024/08/09 18:43:26

**Price**  
**397.6969** EUR

**Difference**  **-0.87% (-3.51)**

### General attributes

Symbol	LORFZ26
Exchange	Eurex
Currency	EUR
Security type	Future
Underlying	L'OREAL S.A.
Maturity	12-2026
Contract size	100

### Market data

Bid (Bid size)	- EUR (-)
Ask (Ask size)	- EUR (-)
Open	397.6969 EUR
High	397.6969 EUR
Low	397.6969 EUR
Close (prev. day)	401.2052 EUR
Underlying	L'OREAL S.A.
Underlying price (date)	382.75 (24/08/09)
Settlement price (date)	397.70 (24/08/09)
Open Interest	0

### Performance and Risk

	6m	1y	3y
Perf (%)	-8.92%	-	-
Perf (abs.)	-38.96	-	-
Beta	-	-	-
Volatility	19.73	-	-

### Futures and Options

Related Futures	-
Related Options	-












Information about previous performance does not guarantee future performance.  
 Source: FactSet

### Price data

Ø price 5 days   Ø volume 5 days (pcs.)	401.2918 EUR (0)
Ø price 30 days   Ø volume 30 days (pcs.)	419.1569 EUR (0)
Ø price 100 days   Ø volume 100 days (pcs.)	449.8184 EUR (0)
Ø price 250 days   Ø volume 250 days (pcs.)	- EUR (-)
YTD High   date	485.5127 EUR (2024/06/07)
YTD Low   date	396.4145 EUR (2024/08/02)
52 Weeks High   date	- EUR (-)
52 Weeks Low   date	- EUR (-)

### Recent Research

on underlying	on sector	on market	
Date		Headline	Download
2024/07/24		Global Equity Ratings	
2024/07/24		Aktienempfehlungen Global	
2024/07/15		Aktienempfehlungen Global	
2024/07/12		Global Equity Ratings	
2024/06/21		Global Equity Ratings	