

L'OREAL FUTURE (LORF) - EUX/202612

2024/07/16 18:50:41

Price
421.792 EUR

Difference  -1.60% (-6.87)

General attributes

Symbol	LORFZ26
Exchange	Eurex
Currency	EUR
Security type	Future
Underlying	L'OREAL S.A.
Maturity	12-2026
Contract size	100

Market data

Bid (Bid size)	- EUR (-)
Ask (Ask size)	- EUR (-)
Open	421.792 EUR
High	421.792 EUR
Low	421.792 EUR
Close (prev. day)	428.663 EUR
Underlying	L'OREAL S.A.
Underlying price (date)	400.00 (24/07/16)
Settlement price (date)	421.79 (24/07/16)
Open Interest	0

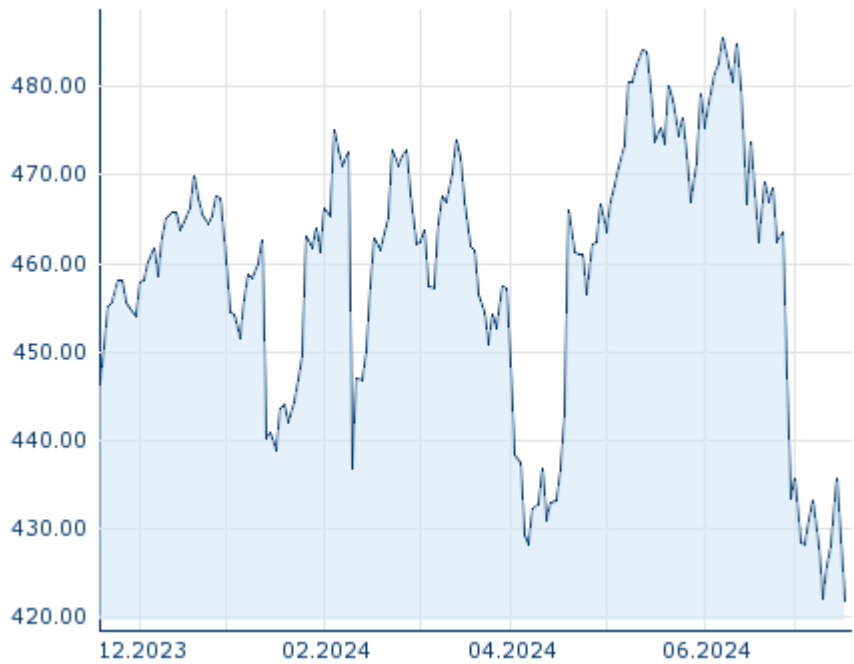
Performance and Risk

	6m	1y	3y
Perf (%)	-4.30%	-	-
Perf (abs.)	-18.93	-	-
Beta	-	-	-
Volatility	21.93	-	-

Futures and Options

Related Futures	-
Related Options	-

5y












Information about previous performance does not guarantee future performance.
Source: FactSet

Price data

Ø price 5 days Ø volume 5 days (pcs.)	427.938 EUR (0)
Ø price 30 days Ø volume 30 days (pcs.)	453.495 EUR (0)
Ø price 100 days Ø volume 100 days (pcs.)	459.448 EUR (0)
Ø price 250 days Ø volume 250 days (pcs.)	- EUR (-)
YTD High date	485.513 EUR (2024/06/07)
YTD Low date	421.792 EUR (2024/07/16)
52 Weeks High date	- EUR (-)
52 Weeks Low date	- EUR (-)

Recent Research

on underlying	on sector	on market	
Date		Headline	Download
2024/07/15		Aktienempfehlungen Global	
2024/07/12		Global Equity Ratings	
2024/06/21		Global Equity Ratings	
2024/06/21		Aktienempfehlungen Global	
2024/06/14		Global Equity Ratings	