

# L'OREAL FUTURE (LORF) - EUX/202612

2024/07/12 18:58:48

Price  
**435.6067** EUR

Difference  1.79% (7.67)

### General attributes

Symbol	LORFZ26
Exchange	Eurex
Currency	EUR
Security type	Future
Underlying	L'OREAL S.A.
Maturity	12-2026
Contract size	100

### Market data

Bid (Bid size)	- EUR (-)
Ask (Ask size)	- EUR (-)
Open	435.6067 EUR
High	435.6067 EUR
Low	435.6067 EUR
Close (prev. day)	427.9358 EUR
Underlying	L'OREAL S.A.
Underlying price (date)	412.60 (24/07/12)
Settlement price (date)	435.61 (24/07/12)
Open Interest	0

### Performance and Risk

	6m	1y	3y
Perf (%)	-5.83%	-	-
Perf (abs.)	-26.99	-	-
Beta	-	-	-
Volatility	21.70	-	-

### Futures and Options

Related Futures	-
Related Options	-

5y












Information about previous performance does not guarantee future performance.  
Source: FactSet

### Price data

Ø price 5 days   Ø volume 5 days (pcs.)	427.8621 EUR (0)
Ø price 30 days   Ø volume 30 days (pcs.)	456.9220 EUR (0)
Ø price 100 days   Ø volume 100 days (pcs.)	460.3224 EUR (0)
Ø price 250 days   Ø volume 250 days (pcs.)	- EUR (-)
YTD High   date	485.5127 EUR (2024/06/07)
YTD Low   date	422.0895 EUR (2024/07/09)
52 Weeks High   date	- EUR (-)
52 Weeks Low   date	- EUR (-)

### Recent Research

on underlying	on sector	on market	
Date		Headline	Download
2024/07/12		Global Equity Ratings	
2024/07/12		Aktienempfehlungen Global	
2024/06/21		Global Equity Ratings	
2024/06/21		Aktienempfehlungen Global	
2024/06/14		Global Equity Ratings	