

## L'OREAL FUTURE (LORF) - EUX/202612

2024/05/13 18:37:02

Price  
**482.4125** EURDifference  0.40% (1.92)

## General attributes

Symbol	LORFZ26
Exchange	Eurex
Currency	EUR
Security type	Future
Underlying	L'OREAL S.A.
Maturity	12-2026
Contract size	100

## Market data

Bid (Bid size)	- EUR (-)
Ask (Ask size)	- EUR (-)
Open	482.4125 EUR
High	482.4125 EUR
Low	482.4125 EUR
Close (prev. day)	480.4917 EUR
Underlying	L'OREAL S.A.
Underlying price (date)	455.55 (24/05/13)
Settlement price (date)	482.41 (24/05/13)
Open Interest	0

## Performance and Risk

	6m	1y	3y
Perf (%)	-	-	-
Perf (abs.)	-	-	-
Beta	-	-	-
Volatility	-	-	-

## Futures and Options

Related Futures	-
Related Options	-












Information about previous performance does not guarantee future performance.  
Source: FactSet

## Price data

Ø price 5 days   Ø volume 5 days (pcs.)	477.4641 EUR (0)
Ø price 30 days   Ø volume 30 days (pcs.)	453.3224 EUR (0)
Ø price 100 days   Ø volume 100 days (pcs.)	457.9212 EUR (0)
Ø price 250 days   Ø volume 250 days (pcs.)	- EUR (-)
YTD High   date	482.4125 EUR (2024/05/13)
YTD Low   date	428.0597 EUR (2024/04/08)
52 Weeks High   date	- EUR (-)
52 Weeks Low   date	- EUR (-)

## Recent Research

on underlying   on sector   on market			
Date		Headline	Download
2024/04/26		Global Equity Ratings	
2024/04/26		Aktienempfehlungen Global	
2024/04/03		Global Equity Ratings	
2024/04/03		Aktienempfehlungen Global	
2024/03/13		Global Equity Ratings	