

UNICREDIT S.P.A. FUTURE (CR5J) - EUX/202612

2024/07/26 18:35:05

Price
35.4932 EUR

Difference  **-0.64% (-0.23)**

General attributes

Symbol	CR5JZ26
Exchange	Eurex
Currency	EUR
Security type	Future
Underlying	UNICREDIT SPA
Maturity	12-2026
Contract size	100

Market data

Bid (Bid size)	- EUR (-)
Ask (Ask size)	- EUR (-)
Open	35.4932 EUR
High	35.4932 EUR
Low	35.4932 EUR
Close (prev. day)	35.7233 EUR
Underlying	UNICREDIT SPA
Underlying price (date)	37.84 (24/07/26)
Settlement price (date)	35.49 (24/07/26)
Open Interest	0

Performance and Risk

	6m	1y	3y
Perf (%)	+52.60%	-	-
Perf (abs.)	+12.23	-	-
Beta	-	-	-
Volatility	31.28	-	-

Futures and Options

Related Futures	-
Related Options	-












Information about previous performance does not guarantee future performance.
Source: FactSet

Price data

Ø price 5 days Ø volume 5 days (pcs.)	36.2411 EUR (0)
Ø price 30 days Ø volume 30 days (pcs.)	34.0426 EUR (0)
Ø price 100 days Ø volume 100 days (pcs.)	32.3116 EUR (0)
Ø price 250 days Ø volume 250 days (pcs.)	- EUR (-)
YTD High date	36.8610 EUR (2024/07/24)
YTD Low date	21.4945 EUR (2024/01/03)
52 Weeks High date	- EUR (-)
52 Weeks Low date	- EUR (-)

Recent Research

on underlying	on sector	on market	
Date		Headline	Download
2024/07/24		Global Equity Ratings	
2024/07/24		Aktienempfehlungen Global	
2024/07/15		Aktienempfehlungen Global	
2024/07/12		Global Equity Ratings	
2024/06/21		Global Equity Ratings	