

UNICREDIT S.P.A. FUTURE (CR5J) - EUX/202612

2024/07/05 19:02:55

Price
34.7661 EUR

Difference  **-0.04% (-0.01)**

General attributes

Symbol	CR5JZ26
Exchange	Eurex
Currency	EUR
Security type	Future
Underlying	UNICREDIT SPA
Maturity	12-2026
Contract size	100

Market data

Bid (Bid size)	- EUR (-)
Ask (Ask size)	- EUR (-)
Open	34.7661 EUR
High	34.7661 EUR
Low	34.7661 EUR
Close (prev. day)	34.7803 EUR
Underlying	UNICREDIT SPA
Underlying price (date)	37.105 (24/07/08)
Settlement price (date)	34.77 (24/07/05)
Open Interest	0

Performance and Risk

	6m	1y	3y
Perf (%)	+53.70%	-	-
Perf (abs.)	+12.15	-	-
Beta	-	-	-
Volatility	31.73	-	-

Futures and Options

Related Futures	-
Related Options	-

5y












Information about previous performance does not guarantee future performance.
Source: FactSet

Price data

Ø price 5 days Ø volume 5 days (pcs.)	34.1773 EUR (0)
Ø price 30 days Ø volume 30 days (pcs.)	32.9663 EUR (0)
Ø price 100 days Ø volume 100 days (pcs.)	31.0392 EUR (0)
Ø price 250 days Ø volume 250 days (pcs.)	- EUR (-)
YTD High date	34.7803 EUR (2024/07/04)
YTD Low date	21.4945 EUR (2024/01/03)
52 Weeks High date	- EUR (-)
52 Weeks Low date	- EUR (-)

Recent Research

on underlying	on sector	on market	
Date		Headline	Download
2024/06/21		Global Equity Ratings	
2024/06/21		Aktienempfehlungen Global	
2024/06/14		Global Equity Ratings	
2024/06/14		Aktienempfehlungen Global	
2024/05/29		Global Equity Ratings	