


STELLANTIS NV (FRÜH.FIAT CHR.) FUTURE (FIAK) - EUX/202612

2024/05/15 18:23:37

Price
20.096 EUR

Difference  -0.66% (-0.13)

General attributes

Symbol	FIAKZ26
Exchange	Eurex
Currency	EUR
Security type	Future
Underlying	STELLANTIS N.V.
Maturity	12-2026
Contract size	1,000

Market data

Bid (Bid size)	- EUR (-)
Ask (Ask size)	- EUR (-)
Open	20.096 EUR
High	20.096 EUR
Low	20.096 EUR
Close (prev. day)	20.2298 EUR
Underlying	STELLANTIS N.V.
Underlying price (date)	21.04 (24/05/16)
Settlement price (date)	20.10 (24/05/15)
Open Interest	0

Performance and Risk

	6m	1y	3y
Perf (%)	-	-	-
Perf (abs.)	-	-	-
Beta	-	-	-
Volatility	-	-	-

Futures and Options

Related Futures	-
Related Options	-

















Information about previous performance does not guarantee future performance.
Source: FactSet

Price data

Ø price 5 days Ø volume 5 days (pcs.)	19.582 EUR (0)
Ø price 30 days Ø volume 30 days (pcs.)	20.981 EUR (0)
Ø price 100 days Ø volume 100 days (pcs.)	20.493 EUR (0)
Ø price 250 days Ø volume 250 days (pcs.)	- EUR (-)
YTD High date	24.522 EUR (2024/03/25)
YTD Low date	16.963 EUR (2024/01/25)
52 Weeks High date	- EUR (-)
52 Weeks Low date	- EUR (-)

Recent Research

on underlying				on sector				on market			
Date		Headline		Download		Download		Download		Download	
2023/06/06		Global Equity Ratings									
2023/06/06		Aktienempfehlungen Global									
2023/06/01		Aktienempfehlungen Global									
2023/06/01		Global Equity Ratings									
2023/05/24		Global Equity Ratings		