


EMEIS

ISIN: **FR001400NLM4**WKN: **18479**

Overview

--	
Price	-
Difference	 - (-)

General attributes

ISIN	FR001400NLM4
Symbol	ORP
Exchange	Euronext Milan MTF Trading After Hours
Currency	EUR
Sector	Chemical / Pharmaceutical / Health
Security type	Stock
Market cap (m)	2,038 EUR
Benchmark	CAC 40 INDEX


Market data

Bid (Bid size)	11.00 EUR (99)
Ask (Ask size)	12.20 EUR (99)
Open	-
High	-
Low	-
Close (prev. day)	-
VWAP	-
Volume (pcs)	-
Trading volume	-
Number of trades	-
Last size	-

Futures and Options











Related Futures	-
Related Options	-

5y



Information about previous performance does not guarantee future performance.
Source: FactSet

Recent research

on sector		on market	
Date		Headline	Download
2024/04/29		Aktienempfehlungen Österreich	
2024/04/26		Global Equity Ratings	
2024/04/26		Aktienempfehlungen Global	
2024/04/15		Aktienempfehlungen Österreich	
2024/04/03		Global Equity Ratings	

Details

--	
Price	-
Difference	- (-)

General attributes

ISIN	FR001400NLM4
Symbol	ORP
Exchange	Euronext Milan MTF Trading After Hours
Currency	EUR
Sector	Chemical / Pharmaceutical / Health
Security type	Stock
Market cap (m)	2,038 EUR
Benchmark	CAC 40 INDEX


Market data

Bid (Bid size)	11.00 EUR (99)
Ask (Ask size)	12.20 EUR (99)
Open	-
High	-
Low	-
Close (prev. day)	-
VWAP	-
Volume (pcs)	-
Trading volume	-
Number of trades	-
Last size	-

Performance and Risk

	6m	1y	3y
Perf (%)	-	-	-
Perf (abs.)	-	-	-
Beta	2.29	1.61	0.79
Volatility	-	-	-

5y



Information about previous performance does not guarantee future performance.
Source: FactSet

Price data

Ø price 5 days Ø volume 5 days (pcs.)	- EUR (-)
Ø price 30 days Ø volume 30 days (pcs.)	- EUR (-)
Ø price 100 days Ø volume 100 days (pcs.)	- EUR (-)
Ø price 250 days Ø volume 250 days (pcs.)	- EUR (-)
YTD High date	- EUR (-)
YTD Low date	- EUR (-)
52 Weeks High date	- EUR (-)
52 Weeks Low date	- EUR (-)

Arbitrage views

Exchange	Date	Time	Price	Trading volume (mio.)	Number of trades
Vienna Stock Exchange	2024/04/29	15:57	13.75 EUR	0.03	9
Tradegate	2024/04/29	15:19	13.634 EUR	0.01	8
Stuttgart	2024/04/29	15:36	13.59 EUR	0.00	8
Munich	2024/04/29	08:12	12.678 EUR	0.00	1
London Stock Exchange	2024/	08:59	13.15 EUR	0.00	1

European Trade Reporting	04/29					
Frankfurt	2024/ 04/29	14:38	13.692 EUR	0.00		4
Euronext Paris	2024/ 04/29	15:57	13.72 EUR	6.07		2,766
Euronext Milan MTF Trading After Hours	-	-	-	0.00		-
Duesseldorf	2024/ 04/29	08:12	12.606 EUR	0.00		1
Berlin	2024/ 04/29	08:22	12.68 EUR	0.00		1

Company profile

Company Logo



Contact Details

EMEIS

--

Telefon: -

Fax: -

E-mail: -

Company Profile

-

Members of Management Board

Yves Le Masne Chairman of Managing Board

Jean-Claude Brdenk Member of Executive Committee

Board of directors

Guillaume Laurent Chairman of Supervisory Board

Audrey Girard Member of Supervisory Board

Frédérique Mozziconacci Member of Supervisory Board

Mireille Faugère Member of Supervisory Board

Méka Brunel Member of Supervisory Board

Pascal Demurger Member of Supervisory Board

Philippe Grangeon Member of Supervisory Board

Sibylle Le Maire Member of Supervisory Board

Stéphane Dedeyan Member of Supervisory Board

Stéphane Dessirier Member of Supervisory Board