

ALFEN NV EUR0.10

ISIN: NL0012817175 WKN: -

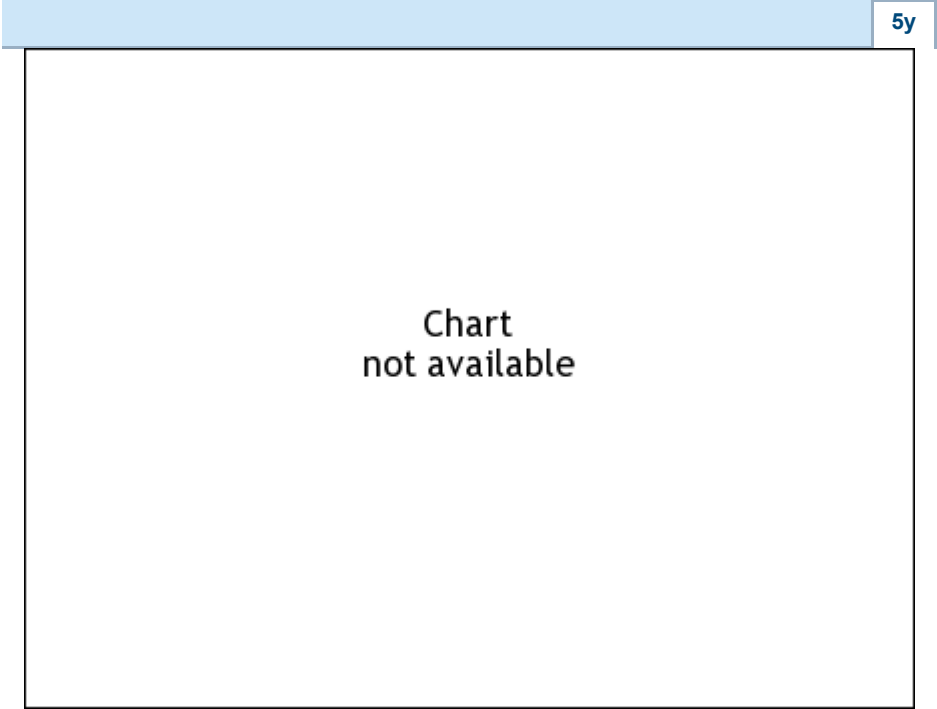
Overview

--	
Price	-
Difference	<div><div></div></div> - (-)

General attributes	
ISIN	NL0012817175
Symbol	ALFEN
Exchange	Euronext Milan MTF Trading After Hours
Currency	EUR
Sector	Utilities
Security type	Stock
Market cap (m)	777 EUR
Benchmark	AMSTERDAM EXCHANGES INDEX











Market data	
Bid (Bid size)	34.55 EUR (150)
Ask (Ask size)	36.65 EUR (150)
Open	-
High	-
Low	-
Close (prev. day)	-
VWAP	-
Volume (pcs)	-
Trading volume	-
Number of trades	-
Last size	-

Futures and Options	
Related Futures	-
Related Options	593



Information about previous performance does not guarantee future performance.
Source: FactSet

Recent research

on sector		on market	
Date		Headline	Download
2024/04/26		Global Equity Ratings	
2024/04/26		Aktienempfehlungen Global	
2024/04/15		Aktienempfehlungen Österreich	
2024/04/03		Global Equity Ratings	
2024/04/03		Aktienempfehlungen Global	

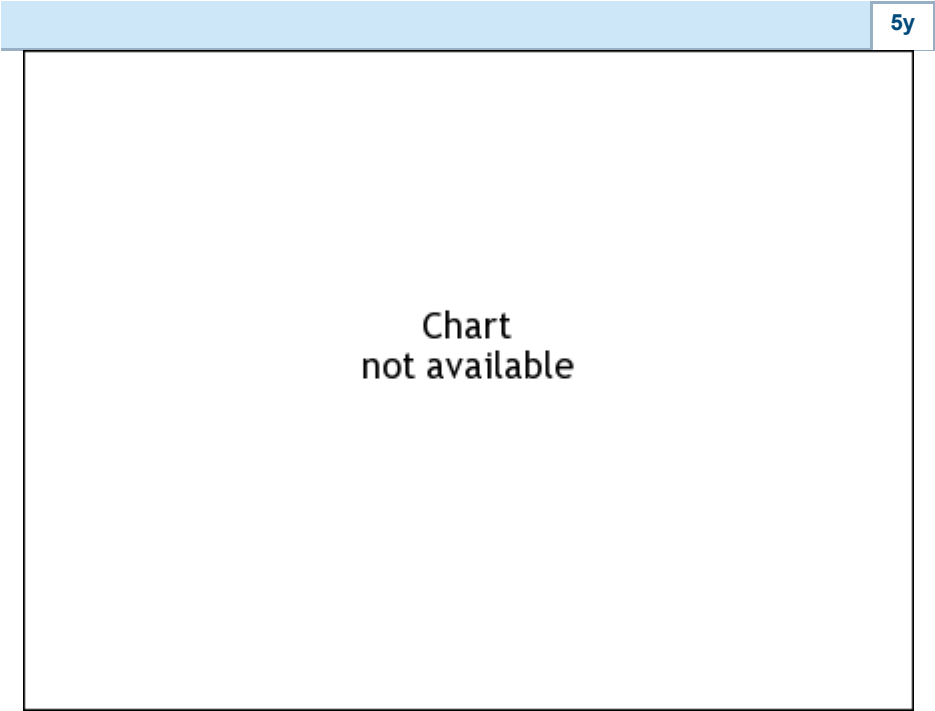
Details

--	
Price	-
Difference	<div><div></div></div> - (-)

General attributes	
ISIN	NL0012817175
Symbol	ALFEN
Exchange	Euronext Milan MTF Trading After Hours
Currency	EUR
Sector	Utilities
Security type	Stock
Market cap (m)	777 EUR
Benchmark	AMSTERDAM EXCHANGES INDEX

Market data	
Bid (Bid size)	34.55 EUR (150)
Ask (Ask size)	36.65 EUR (150)
Open	-
High	-
Low	-
Close (prev. day)	-
VWAP	-
Volume (pcs)	-
Trading volume	-
Number of trades	-
Last size	-

Performance and Risk			
	6m	1y	3y
Perf (%)	-	-	-
Perf (abs.)	-	-	-
Beta	1.53	1.42	1.17
Volatility	-	-	-



Information about previous performance does not guarantee future performance.
Source: FactSet

Price data	
Ø price 5 days Ø volume 5 days (pcs.)	- EUR (-)
Ø price 30 days Ø volume 30 days (pcs.)	- EUR (-)
Ø price 100 days Ø volume 100 days (pcs.)	- EUR (-)
Ø price 250 days Ø volume 250 days (pcs.)	- EUR (-)
YTD High date	- EUR (-)
YTD Low date	- EUR (-)
52 Weeks High date	- EUR (-)
52 Weeks Low date	- EUR (-)

Arbitrage views						
Exchange <div></div>	Date	Time	Price	Trading volume (mio.)	Number of trades	
Xetra	2024/04/26	15:31	35.70 EUR	0.00	2	
Vienna Stock Exchange	2024/04/26	15:47	35.78 EUR	0.06	14	
Tradegate	2024/04/26	22:26	35.82 EUR	0.07	55	
Stuttgart	2024/04/26	16:15	36.07 EUR	0.00	9	
Munich	2024/	11:54	35.10 EUR	0.00	2	

	04/26					
London Stock Exchange European Trade Reporting	2024/ 04/26	17:30	36.25 EUR	0.00		2
Frankfurt	2024/ 04/26	08:03	34.00 EUR	0.00		2
FINRA other OTC Issues	2024/ 04/15	16:38	40.70 USD	0.00		1
Euronext Milan MTF Trading After Hours	-	-	-	0.00		-
Euronext Amsterdam	2024/ 04/26	17:35	35.77 EUR	11.27		2,733
Duesseldorf	2024/ 04/26	08:10	33.93 EUR	0.00		3
Berlin	2024/ 04/26	21:50	35.81 EUR	0.00		18

Company profile

Company Logo



Contact Details

ALFEN NV

- -

Hefbrugweg 28 - 1332 AP Almere

Telefon: +31-36-549-34-00

Fax: +

E-mail: info@alfen.com

Company Profile

-

Members of Management Board

Marco Roeleveld	Chairman of Managing Board
Jeroen van Rossen	Member of Executive Committee
Michelle Lesh	Member of Executive Committee

Board of directors

Henk ten Hove	Chairman of Supervisory Board
Jeanine van der Vlist	Member of Supervisory Board
Maria Anhalt	Member of Supervisory Board
Willem Ackermans	Member of Supervisory Board