

USD/NOK FUTURE (FCUN) - EUX/202502

2024/05/13 16:39:28

Price
10.7622 NOKDifference  -0.03% (-0.00)

General attributes

Symbol	FCUNG25
Exchange	Eurex
Currency	NOK
Security type	Future
Underlying	US DOLLAR / NORWEGIAN KRONER (USD/NOK)
Maturity	02-2025
Contract size	1

Market data

Bid (Bid size)	- NOK (-)
Ask (Ask size)	- NOK (-)
Open	10.7622 NOK
High	10.7622 NOK
Low	10.7622 NOK
Close (prev. day)	10.7650 NOK
Underlying	US DOLLAR / NORWEGIAN KRONER (USD/NOK)
Underlying price (date)	10.8200 (24/05/14)
Settlement price (date)	10.76 (24/05/13)
Open Interest	0

Performance and Risk

	6m	1y	3y
Perf (%)	-	-	-
Perf (abs.)	-	-	-
Beta	-	-	-
Volatility	-	-	-

Futures and Options

Related Futures	-
Related Options	-

5y












Information about previous performance does not guarantee future performance.
Source: FactSet

Price data

Ø price 5 days Ø volume 5 days (pcs.)	10.7997 NOK (0)
Ø price 30 days Ø volume 30 days (pcs.)	10.8273 NOK (0)
Ø price 100 days Ø volume 100 days (pcs.)	10.5414 NOK (0)
Ø price 250 days Ø volume 250 days (pcs.)	- NOK (-)
YTD High date	10.9940 NOK (2024/05/02)
YTD Low date	10.2146 NOK (2024/01/02)
52 Weeks High date	- NOK (-)
52 Weeks Low date	- NOK (-)

Recent Research

on market		
Date	Headline	Download
2024/05/13	 Will Romanian central bank begin monetary easing?	
2024/05/10	 EU News Monthly May 2024	
2024/05/08	 Marktkommentar	
2024/05/06	 Anzeichen für eine wirtschaftliche Wende?	
2024/05/06	 Mixed data on retail sales and industrial output	