

NORDEX SE

ISIN: DE000A0D6554

WKN: A0D655

Overview

2024/07/26 17:44:59

5y

Price

14.06 EUR

Difference  3.53% (0.48)

General attributes

ISIN	DE000A0D6554
Symbol	NDX1
Exchange	Euronext Milan MTF Trading After Hours
Currency	EUR
Sector	Other
Security type	Stock
Market cap (m)	3,327 EUR
Benchmark	GERMANY DAX

Market data

Bid (Bid size)	13.69 EUR (400)
Ask (Ask size)	- EUR
Open	14.06 EUR
High	-
Low	-
Close (prev. day)	13.58 EUR
VWAP	-
Volume (pcs)	-
Trading volume	-
Number of trades	1
Last size	-











Futures and Options

Related Futures	15
Related Options	-

Chart
not available

Information about previous performance does not guarantee future performance.
Source: FactSet

Recent research

on sector		on market	
Date		Headline	Download
2024/07/26		Equity Weekly	
2024/07/24		Global Equity Ratings	
2024/07/24		Aktienempfehlungen Global	
2024/07/15		Aktienempfehlungen Global	
2024/07/12		Global Equity Ratings	

Details

2024/07/26 17:44:59

Price

14.06 EUR

Difference ▲ 3.53% (0.48)

General attributes

ISIN	DE000A0D6554
Symbol	NDX1
Exchange	Euronext Milan MTF Trading After Hours
Currency	EUR
Sector	Other
Security type	Stock
Market cap (m)	3,327 EUR
Benchmark	GERMANY DAX

Market data

Bid (Bid size)	13.69 EUR (400)
Ask (Ask size)	- EUR
Open	14.06 EUR
High	-
Low	-
Close (prev. day)	13.58 EUR
VWAP	-
Volume (pcs)	-
Trading volume	-
Number of trades	1
Last size	-

Performance and Risk

	6m	1y	3y
Perf (%)	-	-	-
Perf (abs.)	-	-	-
Beta	1.15	1.26	0.92
Volatility	-	-	-

5y

Chart
not available

Information about previous performance does not guarantee future performance.
Source: FactSet

Price data

Ø price 5 days Ø volume 5 days (pcs.)	- EUR (-)
Ø price 30 days Ø volume 30 days (pcs.)	- EUR (-)
Ø price 100 days Ø volume 100 days (pcs.)	- EUR (-)
Ø price 250 days Ø volume 250 days (pcs.)	- EUR (-)
YTD High date	- EUR (-)
YTD Low date	- EUR (-)
52 Weeks High date	- EUR (-)
52 Weeks Low date	- EUR (-)

Arbitrage views

Exchange ⊕	Date	Time	Price	Trading volume (mio.)	Number of trades
Xetra	2024/07/26	17:35	14.07 EUR	14.84	2,087
Vienna Stock Exchange	2024/07/26	17:32	14.09 EUR	0.00	5
Tradegate	2024/07/26	22:26	14.09 EUR	2.50	423
Stuttgart	2024/07/26	21:45	14.11 EUR	0.17	98

SIX Swiss Exchange	2020/ 05/05	17:36	11.8066 CHF	0.00	1
Munich	2024/ 07/26	08:04	13.65 EUR	0.00	1
London Stock Exchange European Trade Reporting	2024/ 07/26	17:30	14.06 EUR	0.00	1
Hanover	2024/ 07/26	08:16	13.60 EUR	0.00	1
Hamburg	2024/ 07/26	12:49	14.00 EUR	0.00	3
Frankfurt	2024/ 07/26	19:16	14.12 EUR	0.07	18
FINRA other OTC Issues	2024/ 07/11	21:07	14.00 USD	0.00	2
Euronext Milan MTF Trading After Hours	2024/ 07/26	17:44	14.06 EUR	0.00	1
Euronext Milan MTF Global Equity Market	2024/ 07/26	17:44	14.06 EUR	0.00	1
Duesseldorf	2024/ 07/26	19:32	14.07 EUR	0.00	6
Berlin	2024/ 07/26	08:01	13.65 EUR	0.00	1

Company profile

Company Logo



Contact Details

NORDEX SE

--

Langenhorner Chaussee 600 - 22419
Hamburg

Telefon: +49-40-30030-1000

Fax: +

E-mail: info@nordex-online.com

Company Profile

-

Members of Management Board

José Luis Blanco	Chairman of Managing Board
Ilya Hartmann	Member of Executive Committee
Patxi Landa	Member of Executive Committee

Board of directors

Wolfgang H. Ziebart	Chairman of Supervisory Board
Maria Isabel Blanco Alvarez	Member of Supervisory Board
Jan Klatten	Member of Supervisory Board
Juan Antonio Muro-Lara Girod	Member of Supervisory Board
Martin Wolfgang Rey	Member of Supervisory Board
María Cordón Ucar	Member of Supervisory Board