

TJX COS INC COM USD1

ISIN: **US8725401090** WKN: **872540109**

Overview

2024/04/04 19:46:57

Price

89.13 EUR

Difference  0.00% (0.00)

General attributes

ISIN US8725401090

Symbol TJX

Exchange Euronext Milan MTF Trading
After Hours

Currency EUR

Sector Commerce

Security type Stock

Market cap (m) 119,760 EUR

Benchmark S&P 500

Market data

Bid (Bid size) 106.02 EUR (120)

Ask (Ask size) 106.36 EUR (120)

Open 89.13 EUR

High 89.13 EUR

Low 89.13 EUR

Close (prev. day) 89.13 EUR

VWAP -

Volume (pcs) 70

Trading volume 6,239.00

Number of trades 1


Last size 70

Futures and Options

Related Futures -











Related Options -

5y



Information about previous performance does not guarantee future performance.
Source: FactSet

Recent research

on sector		on market	
Date		Headline	Download
2024/08/12		Global Equity Ratings	
2024/08/12		Aktienempfehlungen Global	
2024/07/24		Global Equity Ratings	
2024/07/24		Aktienempfehlungen Global	
2024/07/15		Aktienempfehlungen Global	

Details

2024/04/04 19:46:57

Price

89.13 EUR

Difference ↔ 0.00% (0.00)

General attributes

ISIN	US8725401090
Symbol	TJX
Exchange	Euronext Milan MTF Trading After Hours
Currency	EUR
Sector	Commerce
Security type	Stock
Market cap (m)	119,760 EUR
Benchmark	S&P 500

Market data

Bid (Bid size)	106.02 EUR (120)
Ask (Ask size)	106.36 EUR (120)
Open	89.13 EUR
High	89.13 EUR
Low	89.13 EUR
Close (prev. day)	89.13 EUR
VWAP	-
Volume (pcs)	70
Trading volume	6,239.00
Number of trades	1
Last size	70

Performance and Risk

	6m	1y	3y
Perf (%)	-	-	-
Perf (abs.)	-	-	-
Beta	0.62	0.65	0.81
Volatility	-	-	-

5y



Information about previous performance does not guarantee future performance.
Source: FactSet

Price data

Ø price 5 days Ø volume 5 days (pcs.)	- EUR (-)
Ø price 30 days Ø volume 30 days (pcs.)	- EUR (-)
Ø price 100 days Ø volume 100 days (pcs.)	- EUR (-)
Ø price 250 days Ø volume 250 days (pcs.)	- EUR (-)
YTD High date	- EUR (-)
YTD Low date	- EUR (-)
52 Weeks High date	- EUR (-)
52 Weeks Low date	- EUR (-)

All listings for TJX COS INC COM USD1

Exchange ⊕	Date	Time	Price	Trading volume (mio.)	Number of trades
Xetra	2024/09/03	17:35	106.66 EUR	0.01	2
Vienna Stock Exchange	2024/09/03	17:32	106.64 EUR	0.00	5
Tradegate	2024/09/03	17:40	106.48 EUR	0.07	21
Stuttgart	2024/09/03	08:00	105.52 EUR	0.00	1
NYSE	2024/	18:56	117.2218 USD	182.93	30,370

	09/03					
Munich	2024/ 09/03	17:26	106.54 EUR	0.00		2
London Stock Exchange	2024/ 08/29	15:30	119.30 USD	0.04		1
Frankfurt	2024/ 09/03	16:34	106.52 EUR	0.04		5
Euronext Milan MTF Trading After Hours	2024/ 04/04	19:46	89.13 EUR	0.01		1
Euronext Milan MTF Global Equity Market	2024/ 09/03	17:44	106.86 EUR	0.00		1
Duesseldorf	2024/ 09/03	08:10	105.46 EUR	0.00		1
Berlin	2024/ 09/03	18:24	106.58 EUR	0.00		13

Company profile

Company Logo



Contact Details

THE TJX COS. INC.

--

770 Cochituate Road - 01701 Framingham

Telefon: +1-508-390-1000

Fax: +1-508-390-2091

E-mail: -

Company Profile

-

Members of Management Board

Carol Meyrowitz Chairman of Board of Directors

Alan Bennett Member of Board of Directors

Amy Lane Member of Board of Directors

Charles Wagner Member of Board of Directors

Cheryl Goodwin Member of Board of Directors

David Ching Member of Board of Directors

Jackwyn Nemerov Member of Board of Directors

José Alvarez Member of Board of Directors

Rosemary Berkery Member of Board of Directors

Ernie Herrman Chairman of Managing Board

Carol Meyrowitz Member of Executive Committee

Douglas Mizzi Member of Executive Committee

John Klinger Member of Executive Committee

Ken Canestrari Member of Executive Committee

Louise Greenlees Member of Executive Committee