

FISERV INC.

ISIN: **US3377381088**

WKN: **337738108**


Overview

--	
Price	-
Difference	⊕ (-)

General attributes	
ISIN	US3377381088
Symbol	FI
Exchange	Euronext Milan MTF Trading After Hours
Currency	EUR
Sector	Software
Security type	Stock
Market cap (m)	87,791 EUR
Benchmark	S&P 500

Market data	
Bid (Bid size)	147.98 EUR (150)
Ask (Ask size)	156.52 EUR (150)
Open	-
High	-
Low	-
Close (prev. day)	-
VWAP	-
Volume (pcs)	-
Trading volume	-
Number of trades	-
Last size	-

Futures and Options	
Related Futures	-
Related Options	-




Information about previous performance does not guarantee future performance.
Source: FactSet

Recent research

on sector		on market	
Date		Headline	Download
2024/08/13		Aktienempfehlungen Österreich	
2024/08/12		Global Equity Ratings	
2024/08/12		Aktienempfehlungen Global	
2024/08/09		Equity Weekly	
2024/08/02		Equity Weekly	

Details

--
Price
-
Difference  - (-)

General attributes

ISIN	US3377381088
Symbol	FI
Exchange	Euronext Milan MTF Trading After Hours
Currency	EUR
Sector	Software
Security type	Stock
Market cap (m)	87,791 EUR
Benchmark	S&P 500


Market data

Bid (Bid size)	147.98 EUR (150)
Ask (Ask size)	156.52 EUR (150)
Open	-
High	-
Low	-
Close (prev. day)	-
VWAP	-
Volume (pcs)	-
Trading volume	-
Number of trades	-
Last size	-

Performance and Risk

	6m	1y	3y
Perf (%)	-	-	-
Perf (abs.)	-	-	-
Beta	0.67	0.73	0.90
Volatility	-	-	-

5y



Information about previous performance does not guarantee future performance.
Source: FactSet

Price data

Ø price 5 days Ø volume 5 days (pcs.)	- EUR (-)
Ø price 30 days Ø volume 30 days (pcs.)	- EUR (-)
Ø price 100 days Ø volume 100 days (pcs.)	- EUR (-)
Ø price 250 days Ø volume 250 days (pcs.)	- EUR (-)
YTD High date	- EUR (-)
YTD Low date	- EUR (-)
52 Weeks High date	- EUR (-)
52 Weeks Low date	- EUR (-)

All listings for FISERV INC.

Exchange 	Date	Time	Price	Trading volume (mio.)	Number of trades
Vienna Stock Exchange	2024/08/16	17:32	150.74 EUR	0.00	5
Tradegate	2024/08/16	22:26	151.78 EUR	0.09	15
Stuttgart	2024/08/16	08:04	150.94 EUR	0.00	3
NYSE	2024/08/16	22:00	167.32 USD	632.22	34,946
Munich	2024/	08:00	150.78 EUR	0.00	2

	08/16					
London Stock Exchange	2024/ 08/16	17:12	165.50 USD	0.01		3
Hanover	2024/ 08/16	08:01	150.80 EUR	0.00		3
Hamburg	2024/ 08/16	08:01	150.82 EUR	0.00		3
Frankfurt	2024/ 08/16	08:06	150.82 EUR	0.00		2
Euronext Milan MTF Trading After Hours	-	-	-	0.00		-
Euronext Milan MTF Global Equity Market	2024/ 08/16	17:55	147.10 EUR	0.00		1
Duesseldorf	2024/ 08/16	19:32	150.92 EUR	0.00		6
Berlin	2024/ 08/16	08:07	150.82 EUR	0.00		3

Company profile

Company Logo



Contact Details

FISERV INC.

--

640 Vel R. Phillips Avenue - 53203
Milwaukee

Telefon: +1-262-879-5000

Fax: +

E-mail: media@fiserv.com

Company Profile

-

Members of Management Board

Ajei S. Gopal Member of Board of Directors

Heidi Miller Member of Board of Directors

Charlotte Yarkoni Member of Board of Directors

Doyle Simons Member of Board of Directors

Harry DiSimone Member of Board of Directors

Henrique de Castro Member of Board of Directors

Kevin Warren Member of Board of Directors

Lance Fritz Member of Board of Directors

Wafaa Mamilli Member of Board of Directors

Frank J. Bisignano Chairman of Managing Board

Adam Rosman Member of Executive Committee

Christopher M. Foscett Member of Executive Committee

Guy Chiarello Member of Executive Committee

Joanne Sebby Member of Executive Committee

Leigh Asher Member of Executive Committee

Robert W. Hau Member of Executive Committee