

## ELECTRONIC ARTS INC.

ISIN: **US2855121099** WKN: **285512109**

## Overview

2024/03/06 18:15:16

Price  
125.36 EURDifference  -2.34% (-3.00)

## General attributes

ISIN	US2855121099
Symbol	EA
Exchange	Euronext Milan MTF Trading After Hours
Currency	EUR
Sector	Software
Security type	Stock
Market cap (m)	35,752 EUR
Benchmark	S&P 500

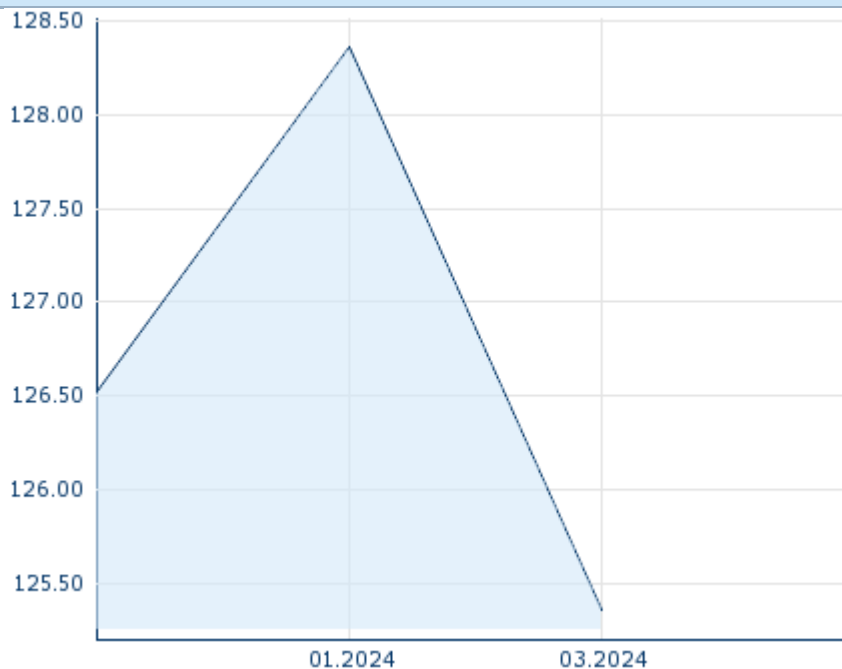
## Market data

Bid (Bid size)	134.52 EUR (100)
Ask (Ask size)	135.16 EUR (100)
Open	125.36 EUR
High	125.36 EUR
Low	125.36 EUR
Close (prev. day)	128.36 EUR
VWAP	-
Volume (pcs)	20
Trading volume	2,507.00
Number of trades	1
Last size	20

## Futures and Options


Related Futures	-
Related Options	-

5y



Information about previous performance does not guarantee future performance.  
Source: FactSet

## Recent research

on sector	on market		
Date		Headline	Download
2024/07/15		Aktienempfehlungen Global	
2024/07/12		Global Equity Ratings	
2024/07/09		Aktienempfehlungen Österreich	
2024/07/05		Equity Weekly	
2024/06/24		Aktienempfehlungen Österreich	

## Details

2024/03/06 18:15:16

## Price

125.36 EUR

Difference 📉 -2.34% (-3.00)

## General attributes

ISIN	US2855121099
Symbol	EA
Exchange	Euronext Milan MTF Trading After Hours
Currency	EUR
Sector	Software
Security type	Stock
Market cap (m)	35,752 EUR
Benchmark	S&P 500

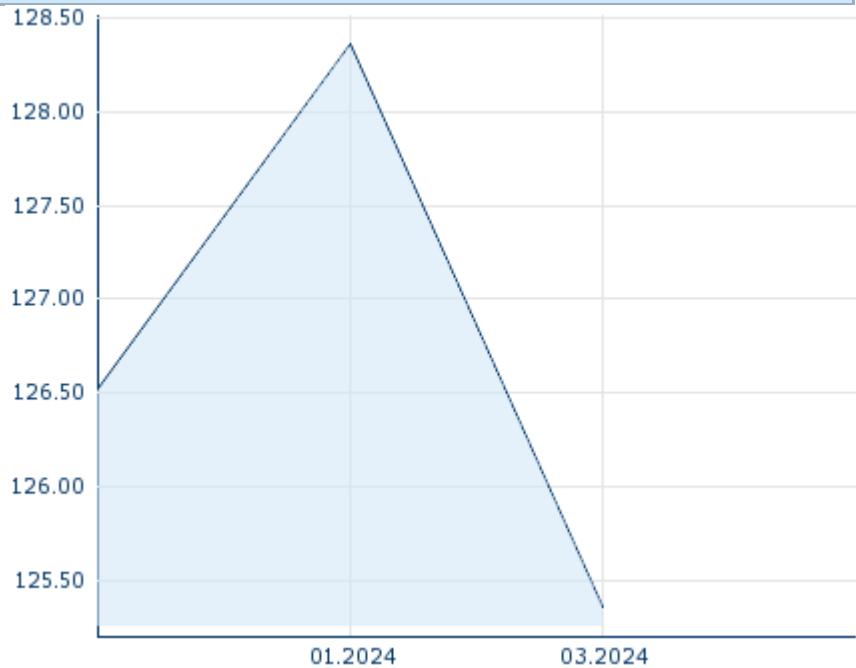
## Market data

Bid (Bid size)	134.52 EUR (100)
Ask (Ask size)	135.16 EUR (100)
Open	125.36 EUR
High	125.36 EUR
Low	125.36 EUR
Close (prev. day)	128.36 EUR
VWAP	-
Volume (pcs)	20
Trading volume	2,507.00
Number of trades	1
Last size	20

## Performance and Risk

	6m	1y	3y
Perf (%)	-	-	-
Perf (abs.)	-	-	-
Beta	0.48	0.73	0.56
Volatility	-	-	-

5y



Information about previous performance does not guarantee future performance.  
Source: FactSet

## Price data

Ø price 5 days   Ø volume 5 days (pcs.)	- EUR (-)
Ø price 30 days   Ø volume 30 days (pcs.)	- EUR (-)
Ø price 100 days   Ø volume 100 days (pcs.)	- EUR (-)
Ø price 250 days   Ø volume 250 days (pcs.)	- EUR (-)
YTD High   date	- EUR (-)
YTD Low   date	- EUR (-)
52 Weeks High   date	- EUR (-)
52 Weeks Low   date	- EUR (-)

## Arbitrage views

Exchange	Date	Time	Price	Trading volume (mio.)	Number of trades
Xetra	2024/07/17	17:35	134.76 EUR	0.00	2
Vienna Stock Exchange	2024/07/17	17:32	134.82 EUR	0.00	5
Tradegate	2024/07/17	18:07	135.26 EUR	0.07	11
Stuttgart	2024/07/17	18:18	135.52 EUR	0.00	3
Nasdaq	2024/	19:05	147.335 USD	129.72	18,872

	07/17					
Munich	2024/ 07/17	08:01	133.64 EUR	0.00		1
London Stock Exchange	2024/ 07/16	16:55	146.80 USD	0.01		6
Hanover	2024/ 07/17	08:09	133.66 EUR	0.00		1
Hamburg	2024/ 07/17	08:06	133.66 EUR	0.00		1
Frankfurt	2024/ 07/17	08:02	133.66 EUR	0.00		1
Euronext Milan MTF Trading After Hours	2024/ 03/06	18:15	125.36 EUR	0.00		1
Euronext Milan MTF Global Equity Market	2024/ 07/17	17:44	135.00 EUR	0.00		1
Duesseldorf	2024/ 07/17	16:31	134.56 EUR	0.00		4
Berlin	2024/ 07/17	08:08	133.48 EUR	0.00		1

## Company profile

### Company Logo



### Contact Details

ELECTRONIC ARTS INC.

--

209 Redwood Shores Parkway - 94065-1175  
Redwood City

Telefon: +1-650-628-1500

Fax: +1-650-628-1422

E-mail: -

### Company Profile

-

#### Members of Management Board

Heidi Ueberroth Member of Board of Directors

Jeffrey Huber Member of Board of Directors

Kofi Bruce Member of Board of Directors

Luis Ubiñas Member of Board of Directors

Rachel Gonzalez Member of Board of Directors

Richard Simonson Member of Board of Directors

Talbot Roche Member of Board of Directors

Andrew Wilson Chairman of Managing Board

Cam Weber Member of Executive Committee

David Tinson Member of Executive Committee

Jacob J. Schatz Member of Executive Committee

Laura Miele Member of Executive Committee

Mala Singh Member of Executive Committee

Marija Radulovic-Nastic Member of Executive Committee

Matt Thomlinson Member of Executive Committee

Mihir Vaidya Member of Executive Committee

Paul Cairns Member of Executive Committee

Stuart Canfield Member of Executive Committee

Vince Zampella Member of Executive Committee