

ABBVIE INC.

ISIN: **US00287Y1091**

WKN: **00287Y109**

Overview

2024/06/06 20:14:51

Price

154.26 EUR

Difference  -5.13% (-8.34)

General attributes

ISIN US00287Y1091

Symbol ABBV

Exchange Euronext Milan MTF Trading After Hours

Currency EUR

Sector Chemical / Pharmaceutical / Health

Security type Stock

Market cap (m) 277,578 EUR

Benchmark S&P 500

Market data

Bid (Bid size) 156.96 EUR (74)

Ask (Ask size) 157.42 EUR (74)

Open 154.26 EUR

High 154.26 EUR

Low 154.26 EUR

Close (prev. day) 162.60 EUR

VWAP -

Volume (pcs) 6

Trading volume 926.00

Number of trades 1

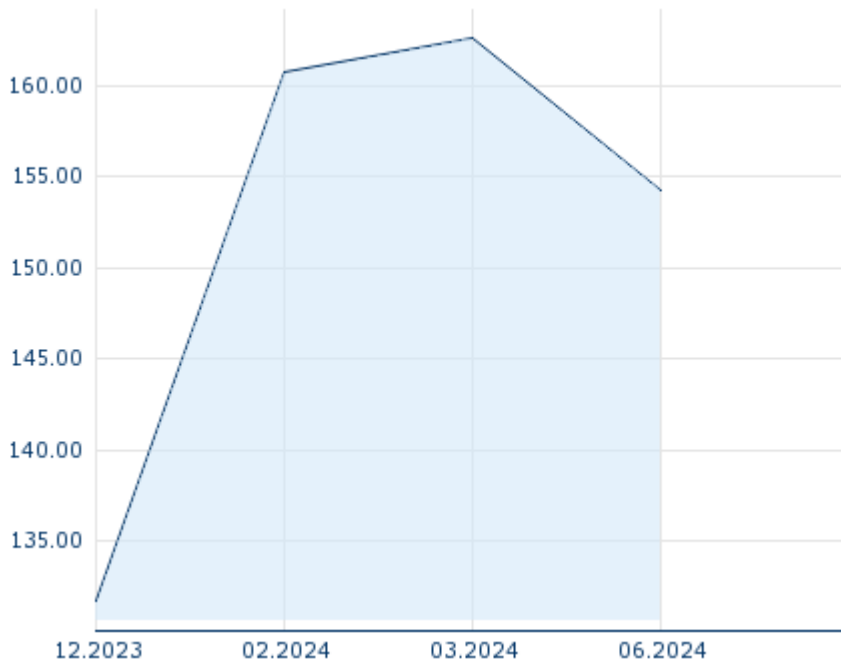
Last size 6

Futures and Options

Related Futures 15


Related Options -

5y



Information about previous performance does not guarantee future performance.
Source: FactSet

Recent research

on instrument	on sector	on market
Date	Headline	Download
2024/05/29	 Global Equity Ratings	
2024/05/29	 Aktienempfehlungen Global	
2024/04/26	 Global Equity Ratings	
2024/04/26	 Aktienempfehlungen Global	
2024/04/03	 Global Equity Ratings	

Details

2024/06/06 20:14:51

Price

154.26 EUR

Difference 📉 -5.13% (-8.34)

General attributes

ISIN	US00287Y1091
Symbol	ABBV
Exchange	Euronext Milan MTF Trading After Hours
Currency	EUR
Sector	Chemical / Pharmaceutical / Health
Security type	Stock
Market cap (m)	277,578 EUR
Benchmark	S&P 500

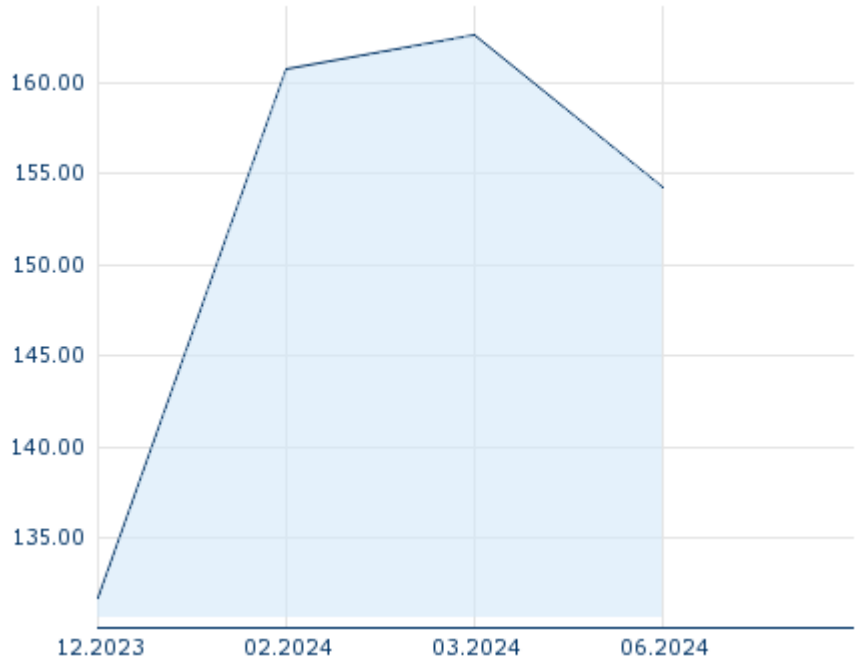
Market data

Bid (Bid size)	156.96 EUR (74)
Ask (Ask size)	157.42 EUR (74)
Open	154.26 EUR
High	154.26 EUR
Low	154.26 EUR
Close (prev. day)	162.60 EUR
VWAP	-
Volume (pcs)	6
Trading volume	926.00
Number of trades	1
Last size	6

Performance and Risk

	6m	1y	3y
Perf (%)	+17.13%	-	-
Perf (abs.)	+22.56	-	-
Beta	0.48	0.37	0.34
Volatility	-	-	-

5y



Information about previous performance does not guarantee future performance. Source: FactSet

Price data

Ø price 5 days Ø volume 5 days (pcs.)	- EUR (-)
Ø price 30 days Ø volume 30 days (pcs.)	- EUR (-)
Ø price 100 days Ø volume 100 days (pcs.)	- EUR (-)
Ø price 250 days Ø volume 250 days (pcs.)	- EUR (-)
YTD High date	- EUR (-)
YTD Low date	- EUR (-)
52 Weeks High date	- EUR (-)
52 Weeks Low date	- EUR (-)

Arbitrage views

Exchange	Date	Time	Price	Trading volume (mio.)	Number of trades
Xetra	2024/06/10	15:33	157.02 EUR	0.05	14
Vienna Stock Exchange	2024/06/10	09:05	157.54 EUR	0.00	1
Tradegate	2024/06/10	16:24	157.00 EUR	0.27	51
Stuttgart	2024/06/10	15:49	157.56 EUR	0.01	5

NYSE	2024/ 06/10	16:26	168.615 USD	99.64	11,743
Munich	2024/ 06/10	08:16	157.02 EUR	0.00	1
London Stock Exchange European Trade Reporting	2024/ 06/10	09:04	170.06 USD	0.00	4
Frankfurt	2024/ 06/10	09:48	157.00 EUR	0.02	2
Euronext Milan MTF Trading After Hours	2024/ 06/06	20:14	154.26 EUR	0.00	1
Euronext Milan MTF Global Equity Market	2024/ 06/07	17:44	157.12 EUR	0.01	1
Duesseldorf	2024/ 06/10	12:30	156.86 EUR	0.00	3
Berlin	2024/ 06/10	16:16	157.24 EUR	0.00	10

Company profile

Company Logo



Contact Details

ABBVIE INC.

--

1 North Waukegan Road - 60064-6400 North Chicago

Telefon: +1-847-932-7900

Fax: +

E-mail: -

Company Profile

-

Members of Management Board

Robert Alpern Member of Board of Directors

Susan Quaggin Member of Board of Directors

Brett Hart Member of Board of Directors

Edward Rapp Member of Board of Directors

Frederick Waddell Member of Board of Directors

Glenn Tilton Member of Board of Directors

Jennifer Davis Member of Board of Directors

Melody Meyer Member of Board of Directors

Rebecca Roberts Member of Board of Directors

Roxanne Austin Member of Board of Directors

Thomas Freyman Member of Board of Directors

William Burnside Member of Board of Directors

Richard A. Gonzalez Chairman of Managing Board

Azita Saleki-Gerhardt Member of Executive Committee

Jeffrey R. Stewart Member of Executive Committee

Nicholas Donoghoe Member of Executive Committee

Perry C. Siatis Member of Executive Committee

Robert A. Michael Member of Executive Committee

Scott Reents Member of Executive Committee

Timothy J. Richmond Member of Executive Committee