


# HONEYWELL INTERNATIONAL INC.

ISIN: **US4385161066** WKN: **438516106**

## Overview

2024/02/21 18:40:32

**Price**  
184.96 EUR

**Difference**  0.00% (0.00)

**General attributes**

ISIN US4385161066

Symbol HON

Exchange Euronext Milan MTF Trading After Hours

Currency EUR

Sector Other

Security type Stock

Market cap (m) 117,839 EUR

Benchmark S&P 500

**Market data**

Bid (Bid size) 180.94 EUR (66)

Ask (Ask size) 183.98 EUR (66)

Open 184.96 EUR

High 184.96 EUR

Low 184.96 EUR

Close (prev. day) 184.96 EUR

VWAP -

Volume (pcs) 1

Trading volume 185.00

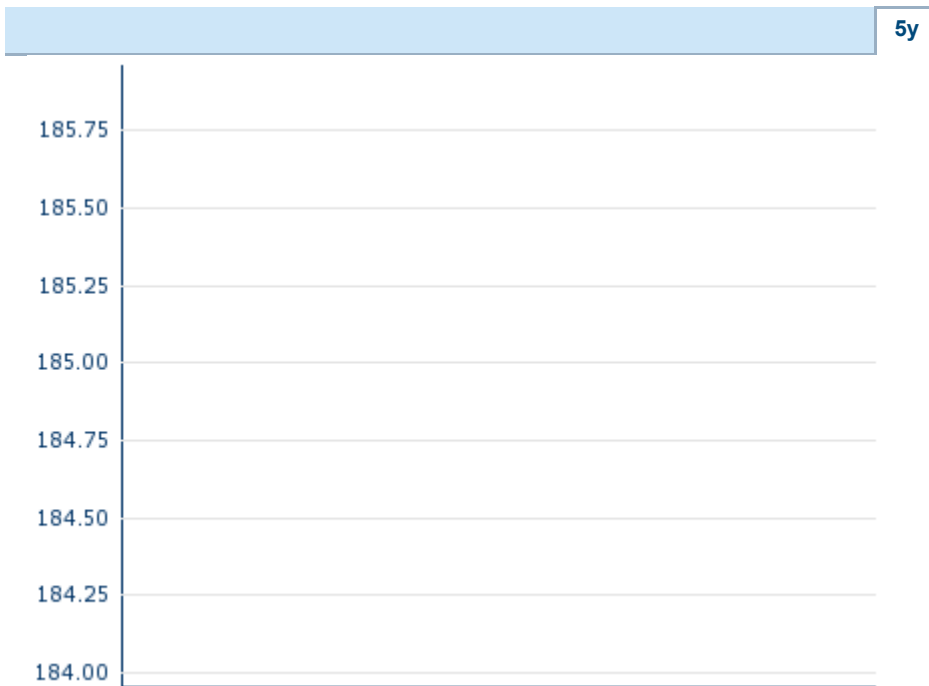
Number of trades 1

Last size 1

**Futures and Options**

Related Futures 15

Related Options -



Information about previous performance does not guarantee future performance.  
Source: FactSet

### Recent research

on sector		on market	
Date		Headline	Download
2024/04/26		Equity Weekly	
2024/04/26		Global Equity Ratings	
2024/04/26		Aktienempfehlungen Global	
2024/04/19		Equity Weekly	
2024/04/15		Aktienempfehlungen Österreich	

## Details

2024/02/21 18:40:32

## Price

184.96 EUR

Difference ↔ 0.00% (0.00)

## General attributes

ISIN	US4385161066
Symbol	HON
Exchange	Euronext Milan MTF Trading After Hours
Currency	EUR
Sector	Other
Security type	Stock
Market cap (m)	117,839 EUR
Benchmark	S&P 500


## Market data

Bid (Bid size)	180.94 EUR (66)
Ask (Ask size)	183.98 EUR (66)
Open	184.96 EUR
High	184.96 EUR
Low	184.96 EUR
Close (prev. day)	184.96 EUR
VWAP	-
Volume (pcs)	1
Trading volume	185.00
Number of trades	1
Last size	1

## Performance and Risk

	6m	1y	3y
Perf (%)	-	-	-
Perf (abs.)	-	-	-
Beta	0.65	0.80	0.81
Volatility	-	-	-

5y



Information about previous performance does not guarantee future performance.  
Source: FactSet

## Price data

Ø price 5 days   Ø volume 5 days (pcs.)	- EUR (-)
Ø price 30 days   Ø volume 30 days (pcs.)	- EUR (-)
Ø price 100 days   Ø volume 100 days (pcs.)	- EUR (-)
Ø price 250 days   Ø volume 250 days (pcs.)	- EUR (-)
YTD High   date	- EUR (-)
YTD Low   date	- EUR (-)
52 Weeks High   date	- EUR (-)
52 Weeks Low   date	- EUR (-)

## Arbitrage views

Exchange <span>⊕</span>	Date	Time	Price	Trading volume (mio.)	Number of trades
Xetra	2024/04/26	17:35	179.30 EUR	0.02	4
Vienna Stock Exchange	2024/04/26	17:32	179.00 EUR	0.00	2
Tradegate	2024/04/26	22:26	180.74 EUR	0.05	11
Stuttgart	2024/04/26	08:13	179.36 EUR	0.00	3
Nasdaq	2024/	22:00	193.45 USD	585.83	59,642

	04/26					
Munich	2024/ 04/26	08:00	179.34	EUR	0.00	2
Hanover	2024/ 04/26	08:00	180.14	EUR	0.00	3
Hamburg	2024/ 04/26	08:00	179.32	EUR	0.00	3
Frankfurt	2024/ 04/26	16:40	179.40	EUR	0.04	6
Euronext Milan MTF Trading After Hours	2024/ 02/21	18:40	184.96	EUR	0.00	1
Euronext Milan MTF Global Equity Market	2024/ 04/26	17:44	179.42	EUR	0.00	1
Duesseldorf	2024/ 04/26	19:30	179.86	EUR	0.00	7
Berlin	2024/ 04/26	08:08	179.38	EUR	0.00	2

## Company profile

### Company Logo



### Contact Details

HONEYWELL INTERNATIONAL INC.

- -

855 South Mint Street - 28202 Charlotte

Telefon: +1-704-627-6200

Fax: +

E-mail: [info@honeywell.com](mailto:info@honeywell.com)

### Company Profile

-

#### Members of Management Board

Darius Adamczyk Chairman of Board of Directors

D. Davis Member of Board of Directors

Deborah Ale-Flint Member of Board of Directors

Duncan Angove Member of Board of Directors

Grace Lieblein Member of Board of Directors

Kevin Burke Member of Board of Directors

Michael Lamach Member of Board of Directors

Robin Washington Member of Board of Directors

Robin Watson Member of Board of Directors

Rose Lee Member of Board of Directors

William Ayer Member of Board of Directors

Vimal Kapur Chairman of Managing Board

Darius Adamczyk Member of Executive Committee

Greg Lewis Member of Executive Committee

John Waldron Member of Executive Committee

Karen Mattimore Member of Executive Committee

Suresh Venkatarayalu Member of Executive Committee

Torsten Pilz Member of Executive Committee