

GENERAL DYNAMICS CORPORATION

ISIN: **US3695501086** WKN: **369550108**

Overview

2024/07/03 18:00:04

Price
262.15 EURDifference  -6.07% (-16.95)

General attributes

ISIN	US3695501086
Symbol	GD
Exchange	Euronext Milan MTF Trading After Hours
Currency	EUR
Sector	Transport
Security type	Stock
Market cap (m)	71,857 EUR
Benchmark	S&P 500

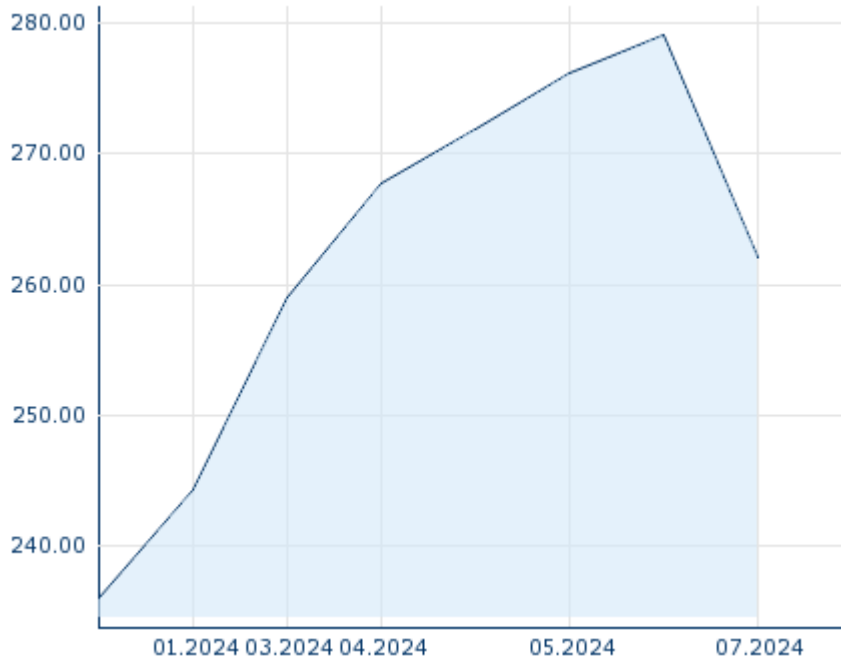
Market data

Bid (Bid size)	265.05 EUR (48)
Ask (Ask size)	268.10 EUR (48)
Open	262.15 EUR
High	262.15 EUR
Low	262.15 EUR
Close (prev. day)	279.10 EUR
VWAP	-
Volume (pcs)	6
Trading volume	1,573.00
Number of trades	1
Last size	6

Futures and Options


Related Futures	-
Related Options	-

5y



Information about previous performance does not guarantee future performance.
Source: FactSet

Recent research

on sector		on market	
Date		Headline	Download
2024/07/15		Aktienempfehlungen Global	
2024/07/12		Global Equity Ratings	
2024/07/09		Aktienempfehlungen Österreich	
2024/06/28		Equity Weekly	
2024/06/24		Aktienempfehlungen Österreich	

Details

2024/07/03 18:00:04

Price

262.15 EUR

Difference ▼ -6.07% (-16.95)

General attributes

ISIN US3695501086

Symbol GD

Exchange Euronext Milan MTF Trading After Hours

Currency EUR

Sector Transport

Security type Stock

Market cap (m) 71,857 EUR

Benchmark S&P 500

Market data

Bid (Bid size) 265.05 EUR (48)

Ask (Ask size) 268.10 EUR (48)

Open 262.15 EUR

High 262.15 EUR

Low 262.15 EUR

Close (prev. day) 279.10 EUR

VWAP -

Volume (pcs) 6

Trading volume 1,573.00

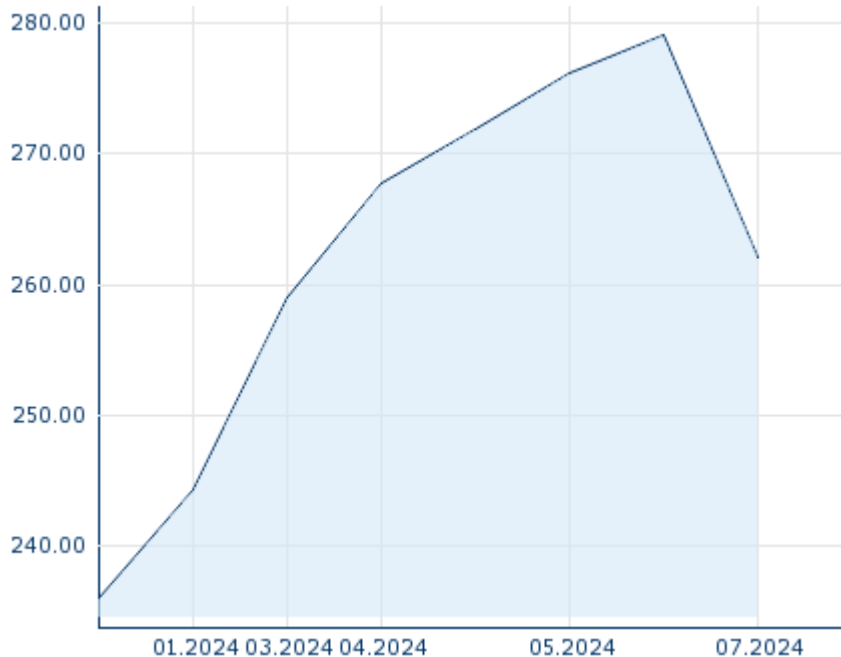
Number of trades 1

Last size 6

Performance and Risk

	6m	1y	3y
Perf (%)	+11.03%	-	-
Perf (abs.)	+26.05	-	-
Beta	0.26	0.34	0.56
Volatility	-	-	-

5y



Information about previous performance does not guarantee future performance.
Source: FactSet

Price data

Ø price 5 days Ø volume 5 days (pcs.)	- EUR (-)
Ø price 30 days Ø volume 30 days (pcs.)	270.63 EUR (1)
Ø price 100 days Ø volume 100 days (pcs.)	269.34 EUR (1)
Ø price 250 days Ø volume 250 days (pcs.)	- EUR (-)
YTD High date	- EUR (-)
YTD Low date	- EUR (-)
52 Weeks High date	- EUR (-)
52 Weeks Low date	- EUR (-)

Arbitrage views

Exchange	Date	Time	Price	Trading volume (mio.)	Number of trades
Xetra	2024/07/16	17:35	265.65 EUR	0.00	2
Vienna Stock Exchange	2024/07/16	17:32	265.60 EUR	0.00	6
Tradegate	2024/07/16	18:10	265.80 EUR	0.11	18
Stuttgart	2024/07/16	08:00	261.35 EUR	0.00	1
NYSE	2024/	18:38	290.06 USD	109.89	11,457

	07/16						
Munich	2024/ 07/16	08:00	261.30	EUR	0.00	1	
London Stock Exchange	2024/ 07/05	15:30	284.26	USD	0.03	1	
Hanover	2024/ 07/16	08:48	261.30	EUR	0.00	1	
Hamburg	2024/ 07/16	08:21	261.40	EUR	0.00	1	
Frankfurt	2024/ 07/16	14:33	263.35	EUR	0.01	3	
Euronext Milan MTF Trading After Hours	2024/ 07/03	18:00	262.15	EUR	0.00	1	
Euronext Milan MTF Global Equity Market	2024/ 07/16	17:44	265.10	EUR	0.00	1	
Duesseldorf	2024/ 07/16	16:30	264.10	EUR	0.00	4	
Berlin	2024/ 07/16	08:04	261.30	EUR	0.00	1	

Company profile

Company Logo

GENERAL DYNAMICS

Contact Details

GENERAL DYNAMICS CORP.

--

11011 Sunset Hills Road - 20190-5311
Reston

Telefon: +1-703-876-3000

Fax: +

E-mail: -

Company Profile

-

Members of Management Board

C. Nye	Member of Board of Directors
Catherine Reynolds	Member of Board of Directors
Cecil Haney	Member of Board of Directors
Charles Hooper	Member of Board of Directors
James Mattis	Member of Board of Directors
John Stratton	Member of Board of Directors
Laura Schumacher	Member of Board of Directors
Mark Malcolm	Member of Board of Directors
Peter Wall	Member of Board of Directors
Richard Clarke	Member of Board of Directors
Robert Steel	Member of Board of Directors
Rudy de Leon	Member of Board of Directors
Phebe N. Novakovic	Chairman of Managing Board
Jason W. Aiken	Member of Executive Committee
Mark C. Roualet	Member of Executive Committee