

## VIATRIS INC.

ISIN: US92556V1061

WKN: 92556V106

## Overview

2024/06/12 18:09:57

Price  
10.15 EURDifference  -6.88% (-0.75)

## General attributes

ISIN	US92556V1061
Symbol	VTRS
Exchange	Euronext Milan MTF Trading After Hours
Currency	EUR
Sector	Other
Security type	Stock
Market cap (m)	12,429 EUR
Benchmark	S&P 500

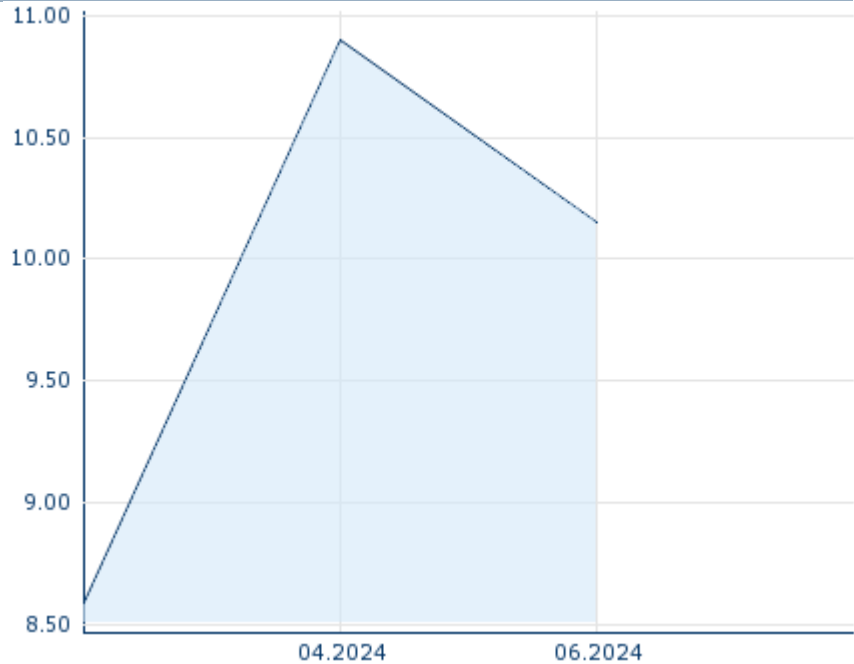
## Market data

Bid (Bid size)	9.952 EUR (2,000)
Ask (Ask size)	10.50 EUR (2,000)
Open	10.15 EUR
High	10.15 EUR
Low	10.15 EUR
Close (prev. day)	10.90 EUR
VWAP	-
Volume (pcs)	100
Trading volume	1,015.00
Number of trades	1
Last size	100

## Futures and Options



Related Futures	-
Related Options	-

5y



Information about previous performance does not guarantee future performance.  
Source: FactSet

## Recent research

on sector	on market		
Date	Headline		Download
2024/07/15	 Aktienempfehlungen Global		
2024/07/12	 Global Equity Ratings		
2024/07/09	 Aktienempfehlungen Österreich		
2024/07/05	 Equity Weekly		
2024/06/24	 Aktienempfehlungen Österreich		

## Details

2024/06/12 18:09:57

## Price

10.15 EUR

Difference ▼ -6.88% (-0.75)

## General attributes

ISIN	US92556V1061
Symbol	VTRS
Exchange	Euronext Milan MTF Trading After Hours
Currency	EUR
Sector	Other
Security type	Stock
Market cap (m)	12,429 EUR
Benchmark	S&P 500

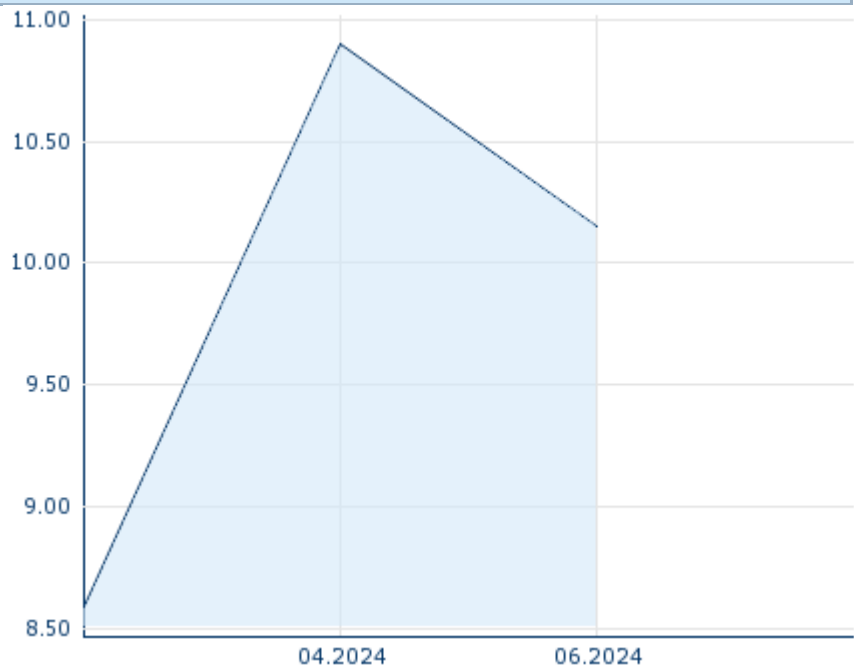
## Market data

Bid (Bid size)	9.952 EUR (2,000)
Ask (Ask size)	10.50 EUR (2,000)
Open	10.15 EUR
High	10.15 EUR
Low	10.15 EUR
Close (prev. day)	10.90 EUR
VWAP	-
Volume (pcs)	100
Trading volume	1,015.00
Number of trades	1
Last size	100

## Performance and Risk

	6m	1y	3y
Perf (%)	+18.16%	-	-
Perf (abs.)	+1.56	-	-
Beta	0.43	0.55	0.77
Volatility	-	-	-

5y



Information about previous performance does not guarantee future performance.  
Source: FactSet

## Price data

Ø price 5 days   Ø volume 5 days (pcs.)	- EUR (-)
Ø price 30 days   Ø volume 30 days (pcs.)	- EUR (-)
Ø price 100 days   Ø volume 100 days (pcs.)	- EUR (-)
Ø price 250 days   Ø volume 250 days (pcs.)	- EUR (-)
YTD High   date	- EUR (-)
YTD Low   date	- EUR (-)
52 Weeks High   date	- EUR (-)
52 Weeks Low   date	- EUR (-)

## Arbitrage views

Exchange	Date	Time	Price	Trading volume (mio.)	Number of trades
Xetra	2024/07/16	17:35	10.225 EUR	0.04	21
Vienna Stock Exchange	2024/07/16	17:32	10.20 EUR	0.00	5
Tradegate	2024/07/16	22:26	10.445 EUR	0.01	17
Stuttgart	2024/07/16	21:21	10.335 EUR	0.00	7

Nasdaq	2024/ 07/16	22:00	11.38 USD	107.40	33,581
Munich	2024/ 07/17	08:01	10.315 EUR	0.00	1
London Stock Exchange European Trade Reporting	2024/ 07/16	17:30	10.9525 USD	0.00	3
Hamburg	2024/ 07/16	11:05	10.005 EUR	0.00	2
Frankfurt	2024/ 07/16	16:41	10.17 EUR	0.00	5
Euronext Milan MTF Trading After Hours	2024/ 06/12	18:09	10.15 EUR	0.00	1
Euronext Milan MTF Global Equity Market	2024/ 07/16	17:44	10.20 EUR	0.00	1
Duesseldorf	2024/ 07/16	19:30	10.255 EUR	0.00	7
Berlin	2024/ 07/16	20:30	10.295 EUR	0.00	19

## Company profile

### Company Logo



### Contact Details

VIATRIS INC.

--

Robert J. Coury Global Center, 1000 Mylan  
Boulevard - 15317 Canonsburg

Telefon: +1-724-514-1800

Fax: +

E-mail: customerservice@viatris.com

### Company Profile

-

#### Members of Management Board

Melina Higgins Chairman of Board of  
Directors

Rogério Vivaldi Coelho Member of Board of  
Directors

Elisha Finney Member of Board of  
Directors

Harry Korman Member of Board of  
Directors

James Kilts Member of Board of  
Directors

JoEllen Dillon Member of Board of  
Directors

Leo Groothuis Member of Board of  
Directors

Mark Parrish Member of Board of  
Directors

Rajiv Malik Member of Board of  
Directors

Richard Mark Member of Board of  
Directors

Robert Coury Member of Board of  
Directors

Wyllie Cornwell Member of Board of  
Directors

Scott A. Smith Chairman of Managing  
Board

Rajiv Malik Member of Executive  
Committee

Sanjeev Narula Member of Executive  
Committee