

## PNE AG

ISIN: DE000A0JBPG2

WKN: A0JBPG

## Overview

2024/05/08 17:44:59

## Price

13.56 EUR

Difference  0.00% (0.00)

## General attributes

ISIN DE000A0JBPG2

Symbol PNE3

Exchange Euronext Milan MTF Global  
Equity Market

Currency EUR

Sector Utilities

Security type Stock

Market cap (m) 1,031 EUR

Benchmark GERMANY DAX

## Market data

Bid (Bid size) 13.40 EUR (747)

Ask (Ask size) 13.52 EUR (740)

Open 13.56 EUR

High 13.56 EUR

Low 13.56 EUR

Close (prev. day) 13.56 EUR

VWAP 13.40 EUR

Volume (pcs) -

Trading volume -

Number of trades 1

Last size -

## Futures and Options

Related Futures 15

Related Options -






5y



Information about previous performance does not guarantee future performance.

Source: FactSet

## Recent research

on sector		on market	
Date		Headline	Download
2024/04/29		Aktienempfehlungen Österreich	
2024/04/26		Global Equity Ratings	
2024/04/26		Aktienempfehlungen Global	
2024/04/15		Aktienempfehlungen Österreich	
2024/04/03		Global Equity Ratings	

## Details

2024/05/08 17:44:59

## Price

13.56 EUR

Difference ➔ 0.00% (0.00)

## General attributes

ISIN	DE000A0JBPG2
Symbol	PNE3
Exchange	Euronext Milan MTF Global Equity Market
Currency	EUR
Sector	Utilities
Security type	Stock
Market cap (m)	1,031 EUR
Benchmark	GERMANY DAX

## Market data

Bid (Bid size)	13.40 EUR (747)
Ask (Ask size)	13.52 EUR (740)
Open	13.56 EUR
High	13.56 EUR
Low	13.56 EUR
Close (prev. day)	13.56 EUR
VWAP	13.40 EUR
Volume (pcs)	-
Trading volume	-
Number of trades	1
Last size	-

## Performance and Risk

	6m	1y	3y
Perf (%)	-	-	-
Perf (abs.)	-	-	-
Beta	0.37	0.50	0.49
Volatility	-	-	-

5y



Information about previous performance does not guarantee future performance.  
Source: FactSet

## Price data

Ø price 5 days   Ø volume 5 days (pcs.)	13.46 EUR (0)
Ø price 30 days   Ø volume 30 days (pcs.)	13.37 EUR (1)
Ø price 100 days   Ø volume 100 days (pcs.)	13.44 EUR (13)
Ø price 250 days   Ø volume 250 days (pcs.)	- EUR (-)
YTD High   date	14.08 EUR (2024/03/14)
YTD Low   date	13.00 EUR (2024/01/17)
52 Weeks High   date	- EUR (-)
52 Weeks Low   date	- EUR (-)

## Arbitrage views

Exchange <span style="color: green;">⊕</span>	Date	Time	Price	Trading volume (mio.)	Number of trades
Xetra	2024/05/09	11:29	13.48 EUR	0.09	37
Tradegate	2024/05/09	11:29	13.46 EUR	0.02	8
Stuttgart	2024/05/09	11:30	13.46 EUR	0.00	16
Munich	2024/05/09	08:03	13.44 EUR	0.00	1
London Stock Exchange	2024/05/09	09:00	13.43 EUR	0.00	1

European Trade Reporting	05/09						
Hanover	2024/ 05/09	08:16	13.40	EUR	0.00		1
Hamburg	2024/ 05/09	08:16	13.40	EUR	0.00		1
Frankfurt	2024/ 05/09	08:00	13.40	EUR	0.00		1
Euronext Milan MTF Trading After Hours	2024/ 05/08	17:44	13.56	EUR	0.00		1
Euronext Milan MTF Global Equity Market	2024/ 05/08	17:44	13.56	EUR	0.00		1
Duesseldorf	2024/ 05/09	09:32	13.44	EUR	0.00		2
Berlin	2024/ 05/09	08:09	13.40	EUR	0.00		1

## Company profile

### Company Logo



### Contact Details

PNE AG

--

Peter-Henlein-Strasse 2-4 - 27472 Cuxhaven

Telefon: +49-4721-718-06

Fax: +49-4721-718-200

E-mail: [info@pne-ag.com](mailto:info@pne-ag.com)

### Company Profile

-

#### Members of Management Board

Markus Lesser Chairman of Managing Board

Harald Wilbert Member of Executive Committee

#### Board of directors

Per Hornung Pedersen Chairman of Supervisory Board

Susanna Zapreva-Hennerbichler Member of Supervisory Board

Alberto Donzelli Member of Supervisory Board

Christoph Oppenauer Member of Supervisory Board

Marc Maria Van't Noordende Member of Supervisory Board

Marcel Egger Member of Supervisory Board

Roberta Benedetti Member of Supervisory Board