

## ALLEGRO MICROSYSTEMS INC COM USD0.01

ISIN: **US01749D1054** WKN: **01749D105**

## Overview

2024/09/13 08:03:20

Price  
18.80 EURDifference  -2.08% (-0.40)

## General attributes

ISIN	US01749D1054
Symbol	ALGM
Exchange	Stuttgart
Currency	EUR
Sector	-
Security type	Stock
Market cap (m)	4,511 EUR
Benchmark	S&P 500

## Market data

Bid (Bid size)	- (0)
Ask (Ask size)	- (0)
Open	18.80 EUR
High	18.80 EUR
Low	18.80 EUR
Close (prev. day)	19.20 EUR
VWAP	-
Volume (pcs)	0
Trading volume	0.00
Number of trades	3
Last size	0

## Futures and Options











Related Futures	-
Related Options	-



Information about previous performance does not guarantee future performance.  
Source: FactSet

## Recent research

on market

Date	Headline	Download
2024/09/11	 Global Equity Ratings	
2024/09/11	 Aktienempfehlungen Global	
2024/09/09	 Marktkommentar	
2024/09/05	 Global Equity Ratings	
2024/09/05	 Aktienempfehlungen Global	

## Details

2024/09/13 08:03:20

## Price

18.80 EUR

Difference ▼ -2.08% (-0.40)

## General attributes

ISIN	US01749D1054
Symbol	ALGM
Exchange	Stuttgart
Currency	EUR
Sector	-
Security type	Stock
Market cap (m)	4,511 EUR
Benchmark	S&P 500

## Market data

Bid (Bid size)	- (0)
Ask (Ask size)	- (0)
Open	18.80 EUR
High	18.80 EUR
Low	18.80 EUR
Close (prev. day)	19.20 EUR
VWAP	-
Volume (pcs)	0
Trading volume	0.00
Number of trades	3
Last size	0

## Performance and Risk

	6m	1y	3y
Perf (%)	-30.37%	-	-
Perf (abs.)	-8.20	-	-
Beta	-	-	-
Volatility	52.13	-	-

5y



Information about previous performance does not guarantee future performance.  
Source: FactSet

## Price data

Ø price 5 days   Ø volume 5 days (pcs.)	19.32 EUR (0)
Ø price 30 days   Ø volume 30 days (pcs.)	20.91 EUR (47)
Ø price 100 days   Ø volume 100 days (pcs.)	24.88 EUR (16)
Ø price 250 days   Ø volume 250 days (pcs.)	- EUR (-)
YTD High   date	30.60 EUR (2024/03/04)
YTD Low   date	18.50 EUR (2024/08/08)
52 Weeks High   date	- EUR (-)
52 Weeks Low   date	- EUR (-)

## All listings for ALLEGRO MICROSYSTEMS INC COM USD0.01

Exchange	Date	Time	Price	Trading volume (mio.)	Number of trades
Tradegate	2024/09/13	22:02	20.40 EUR	0.00	1
Stuttgart	2024/09/13	08:03	18.80 EUR	0.00	3
Nasdaq	2024/09/13	22:00	22.44 USD	50.94	37,912
Munich	2024/09/13	08:03	19.30 EUR	0.00	2
Frankfurt	2024/09/13	08:20	18.70 EUR	0.00	2
Duesseldorf	2024/09/13	19:31	20.00 EUR	0.00	7
Berlin	2024/09/13	20:08	20.20 EUR	0.00	13

## Company profile

### Company Logo

#### Contact Details

ALLEGRO MICROSYSTEMS INC.

--

----

Telefon: -

Fax: -

E-mail: -

### Company Profile

-