

F-SECURE OYJ

ISIN: FI4000519236

WKN: -

Overview

2024/01/09 15:30:01

Price
2.00 USDDifference  0.00% (0.00)

General attributes

| | |
|----------------|------------------------|
| ISIN | FI4000519236 |
| Symbol | FSECURE |
| Exchange | FINRA other OTC Issues |
| Currency | USD |
| Sector | Technology |
| Security type | Stock |
| Market cap (m) | 360 EUR |
| Benchmark | OMX HELSINKI 25 |

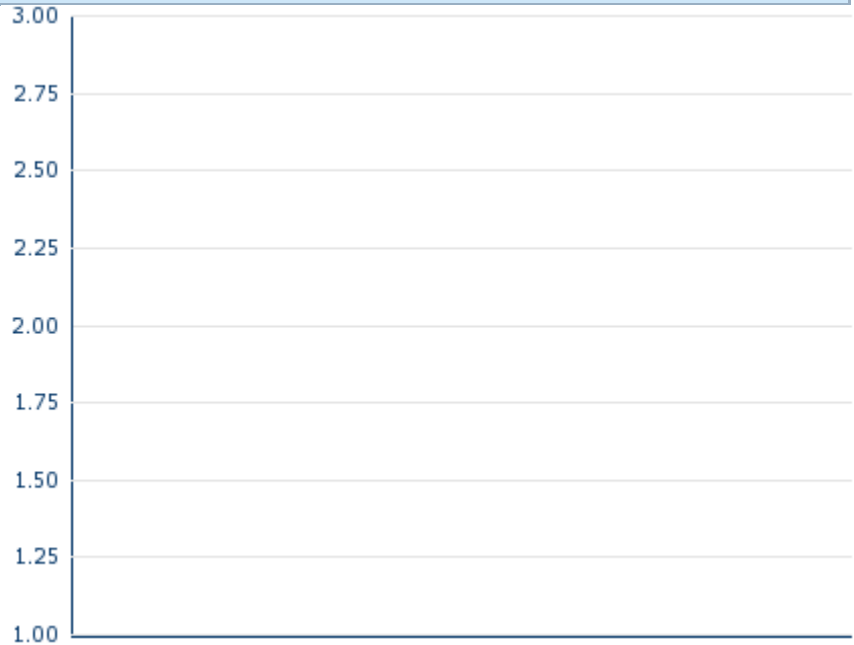
Market data

| | |
|-------------------|-----------|
| Bid (Bid size) | - |
| Ask (Ask size) | - |
| Open | 2.00 USD |
| High | 2.00 USD |
| Low | 2.00 USD |
| Close (prev. day) | 2.00 USD |
| VWAP | 2.00 USD |
| Volume (pcs) | 6,000 |
| Trading volume | 12,000.00 |
| Number of trades | 2 |
| Last size | 3,000 |

Futures and Options




| | |
|-----------------|---|
| Related Futures | - |
| Related Options | - |

5y



Information about previous performance does not guarantee future performance.
Source: FactSet

Recent research

| on sector | | on market | | |
|------------|---|-------------------------------|--|---|
| Date | | Headline | | Download |
| 2024/09/11 |  | Global Equity Ratings | |  |
| 2024/09/11 |  | Aktienempfehlungen Global | |  |
| 2024/09/09 |  | Aktienempfehlungen Österreich | |  |
| 2024/09/06 |  | Equity Weekly | |  |
| 2024/09/05 |  | Global Equity Ratings | |  |

Details

2024/01/09 15:30:01

Price
2.00 USD

Difference ↔ 0.00% (0.00)

General attributes

| | |
|----------------|------------------------|
| ISIN | FI4000519236 |
| Symbol | FSECURE |
| Exchange | FINRA other OTC Issues |
| Currency | USD |
| Sector | Technology |
| Security type | Stock |
| Market cap (m) | 360 EUR |
| Benchmark | OMX HELSINKI 25 |

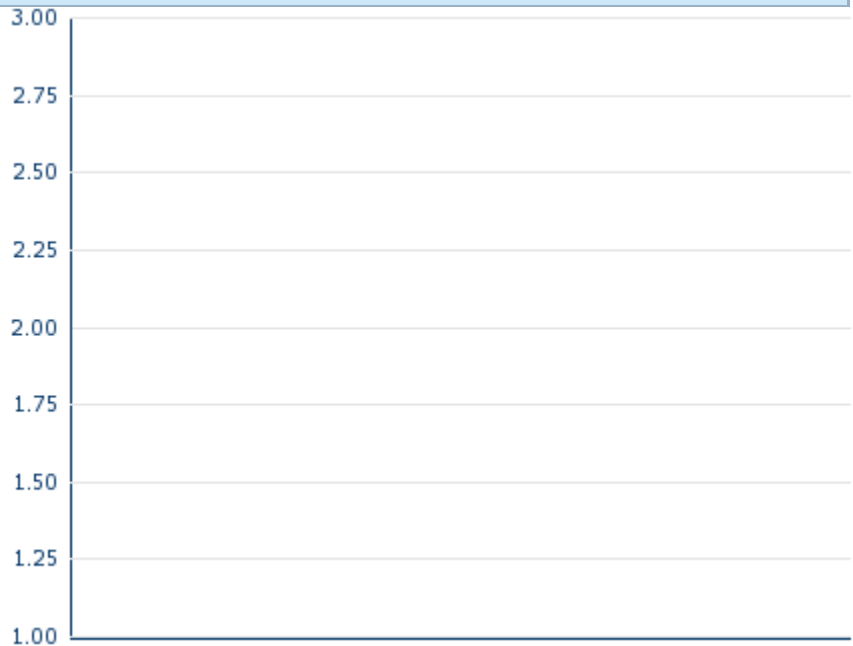
Market data

| | |
|-------------------|-----------|
| Bid (Bid size) | - |
| Ask (Ask size) | - |
| Open | 2.00 USD |
| High | 2.00 USD |
| Low | 2.00 USD |
| Close (prev. day) | 2.00 USD |
| VWAP | 2.00 USD |
| Volume (pcs) | 6,000 |
| Trading volume | 12,000.00 |
| Number of trades | 2 |
| Last size | 3,000 |

Performance and Risk

| | 6m | 1y | 3y |
|-------------|----|----|----|
| Perf (%) | - | - | - |
| Perf (abs.) | - | - | - |
| Beta | - | - | - |
| Volatility | - | - | - |

5y



Information about previous performance does not guarantee future performance.
Source: FactSet

Price data

| | |
|---|-----------|
| Ø price 5 days Ø volume 5 days (pcs.) | - USD (-) |
| Ø price 30 days Ø volume 30 days (pcs.) | - USD (-) |
| Ø price 100 days Ø volume 100 days (pcs.) | - USD (-) |
| Ø price 250 days Ø volume 250 days (pcs.) | - USD (-) |
| YTD High date | - USD (-) |
| YTD Low date | - USD (-) |
| 52 Weeks High date | - USD (-) |
| 52 Weeks Low date | - USD (-) |

All listings for F-SECURE OYJ

| Exchange ↕ | Date | Time | Price | Trading volume (mio.) | Number of trades |
|-------------------------|------------|-------|-----------|-----------------------|------------------|
| Tradegate | 2024/09/16 | 22:02 | 2.075 EUR | 0.00 | 1 |
| Stuttgart | 2024/09/17 | 08:06 | 2.065 EUR | 0.00 | 1 |
| Nasdaq Helsinki | 2024/09/17 | 09:45 | 2.08 EUR | 0.01 | 11 |
| Munich | 2024/09/17 | 08:08 | 2.065 EUR | 0.00 | 1 |
| Frankfurt | 2024/09/17 | 09:28 | 2.06 EUR | 0.00 | 3 |

| | | | | | | |
|------------------------|------------|-------|-----------|------|--|---|
| | 17 | | | | | |
| FINRA other OTC Issues | 2024/01/09 | 15:30 | 2.00 USD | 0.01 | | 2 |
| Duesseldorf | 2024/09/17 | 09:10 | 2.065 EUR | 0.00 | | 2 |
| Berlin | 2024/09/17 | 08:10 | 2.065 EUR | 0.00 | | 1 |

Company profile

Company Logo



Company Profile

-

Contact Details

F-SECURE

--

Telefon: -

Fax: -

E-mail: -