

LITHIUM CHILE INC

ISIN: CA53681G1090

WKN: -

Overview

2024/07/26 21:59:59

Price
0.62 CADDifference  -1.59% (-0.01)

General attributes

ISIN	CA53681G1090
Symbol	LITH
Exchange	TSX Venture Exchange
Currency	CAD
Sector	Energy / Commodities
Security type	Stock
Market cap (m)	85 EUR
Benchmark	S&P/TSX 60 INDEX

Market data

Bid (Bid size)	0.60 CAD (500)
Ask (Ask size)	0.62 CAD (3,000)
Open	0.64 CAD
High	0.64 CAD
Low	0.62 CAD
Close (prev. day)	0.63 CAD
VWAP	0.634695 CAD
Volume (pcs)	66,007
Trading volume	41,894.34
Number of trades	19
Last size	500

Futures and Options











Related Futures	-
Related Options	-

5y



Information about previous performance does not guarantee future performance.
Source: FactSet

Recent research

on sector			
Date		Headline	Download
2024/07/26		Equity Weekly	
2024/07/24		Global Equity Ratings	
2024/07/24		Aktienempfehlungen Global	
2024/07/15		Aktienempfehlungen Global	
2024/07/12		Equity Weekly	

Details

2024/07/26 21:59:59

Price

0.62 CAD

Difference 📉 -1.59% (-0.01)

General attributes

ISIN	CA53681G1090
Symbol	LITH
Exchange	TSX Venture Exchange
Currency	CAD
Sector	Energy / Commodities
Security type	Stock
Market cap (m)	85 EUR
Benchmark	S&P/TSX 60 INDEX

Market data

Bid (Bid size)	0.60 CAD (500)
Ask (Ask size)	0.62 CAD (3,000)
Open	0.64 CAD
High	0.64 CAD
Low	0.62 CAD
Close (prev. day)	0.63 CAD
VWAP	0.634695 CAD
Volume (pcs)	66,007
Trading volume	41,894.34
Number of trades	19
Last size	500

Performance and Risk

	6m	1y	3y
Perf (%)	+16.98%	-20.51%	+113.79%
Perf (abs.)	+0.09	-0.16	+0.33
Beta	0.67	0.76	1.19
Volatility	63.59	61.83	73.73

5y



Information about previous performance does not guarantee future performance.
Source: FactSet

Price data

Ø price 5 days Ø volume 5 days (pcs.)	0.64 CAD (62,124)
Ø price 30 days Ø volume 30 days (pcs.)	0.69 CAD (99,262)
Ø price 100 days Ø volume 100 days (pcs.)	0.74 CAD (150,498)
Ø price 250 days Ø volume 250 days (pcs.)	0.68 CAD (130,870)
YTD High date	0.88 CAD (2024/03/22)
YTD Low date	0.47 CAD (2024/01/10)
52 Weeks High date	0.88 CAD (2024/03/22)
52 Weeks Low date	0.47 CAD (2024/01/10)

All listings for LITHIUM CHILE INC

Exchange 📍	Date	Time	Price	Trading volume (mio.)	Number of trades
Tradegate	2024/07/26	22:26	0.412 EUR	0.00	1
TSX Venture Exchange	2024/07/26	21:59	0.62 CAD	0.04	19
Stuttgart	2024/07/26	14:44	0.41 EUR	0.00	5
Munich	2024/07/26	08:00	0.41 EUR	0.00	2
Frankfurt	2024/07/26	08:05	0.411 EUR	0.00	1

	26					
FINRA other OTC Issues	2024/07/ 26	21:52	0.4401 USD	0.02		11
Duesseldorf	2024/07/ 26	19:32	0.412 EUR	0.00		7
Berlin	2024/07/ 26	20:48	0.426 EUR	0.00		20

Company profile

Company Logo



Company Profile

-

Contact Details

LITHIUM CHILE INC.

--

Telefon: -

Fax: -

E-mail: -