

(TVOD) - EUX/C3

2024/08/14 18:45:37

Price
79.5228 GBP

Difference  1.00% (0.79)

General attributes

Symbol	TVODC3
Exchange	Eurex
Currency	GBP
Security type	Future
Underlying	VODAFONE GROUP PLC
Maturity	10-2024
Contract size	100

Market data

Bid (Bid size)	- GBp (-)
Ask (Ask size)	- GBp (-)
Open	79.5228 GBp
High	79.5228 GBp
Low	79.5228 GBp
Close (prev. day)	78.735 GBp
Underlying	VODAFONE GROUP PLC
Underlying price (date)	75.30 (24/08/15)
Settlement price (date)	79.52 (24/08/14)
Open Interest	0

Performance and Risk

	6m	1y	3y
Perf (%)	+16.40%	-	-
Perf (abs.)	+11.21	-	-
Beta	-	-	-
Volatility	28.17	-	-

Futures and Options

Related Futures	-
Related Options	-












Information about previous performance does not guarantee future performance.
 Source: FactSet

Price data

Ø price 5 days Ø volume 5 days (pcs.)	79.0366 GBp (0)
Ø price 30 days Ø volume 30 days (pcs.)	77.0189 GBp (0)
Ø price 100 days Ø volume 100 days (pcs.)	74.1426 GBp (0)
Ø price 250 days Ø volume 250 days (pcs.)	- GBp (-)
YTD High date	79.5228 GBp (2024/08/14)
YTD Low date	65.9607 GBp (2024/02/09)
52 Weeks High date	- GBp (-)
52 Weeks Low date	- GBp (-)

Recent Research

on underlying		on sector	
Date		Headline	Download
2022/12/19		Global Equity Ratings	
2022/12/19		Aktienempfehlungen Global	
2022/11/28		Global Equity Ratings	
2022/11/28		Aktienempfehlungen Global	
2022/11/18		Global Equity Ratings	