

# (TVOD) - EUX/C3

2024/07/16 19:01:50

Price  
**74.6663** GBP

Difference  -0.44% (-0.33)

### General attributes

Symbol	TVODC3
Exchange	Eurex
Currency	GBP
Security type	Future
Underlying	VODAFONE GROUP PLC
Maturity	09-2024
Contract size	100

### Market data

Bid (Bid size)	- GBP (-)
Ask (Ask size)	- GBP (-)
Open	74.6663 GBP
High	74.6663 GBP
Low	74.6663 GBP
Close (prev. day)	74.997 GBP
Underlying	VODAFONE GROUP PLC
Underlying price (date)	69.38 (24/07/16)
Settlement price (date)	74.67 (24/07/16)
Open Interest	0

### Performance and Risk

	6m	1y	3y
Perf (%)	+6.54%	-	-
Perf (abs.)	+4.61	-	-
Beta	-	-	-
Volatility	30.03	-	-

### Futures and Options

Related Futures	-
Related Options	-












Information about previous performance does not guarantee future performance.  
Source: FactSet

### Price data

Ø price 5 days   Ø volume 5 days (pcs.)	- GBP (-)
Ø price 30 days   Ø volume 30 days (pcs.)	76.3466 GBP (0)
Ø price 100 days   Ø volume 100 days (pcs.)	71.6596 GBP (0)
Ø price 250 days   Ø volume 250 days (pcs.)	- GBP (-)
YTD High   date	77.7852 GBP (2024/06/20)
YTD Low   date	65.9607 GBP (2024/02/09)
52 Weeks High   date	- GBP (-)
52 Weeks Low   date	- GBP (-)

### Recent Research

on underlying		on sector	
Date		Headline	Download
2022/12/19		Global Equity Ratings	
2022/12/19		Aktienempfehlungen Global	
2022/11/28		Global Equity Ratings	
2022/11/28		Aktienempfehlungen Global	
2022/11/18		Global Equity Ratings	