

(TVOD) - EUX/C3

2024/04/30 19:06:57

Price
69.8837 GBP

Difference  -3.24% (-2.34)

General attributes

Symbol	TVODC3
Exchange	Eurex
Currency	GBP
Security type	Future
Underlying	VODAFONE GROUP PLC
Maturity	08-2024
Contract size	100

Market data

Bid (Bid size)	- GBp (-)
Ask (Ask size)	- GBp (-)
Open	69.8837 GBp
High	69.8837 GBp
Low	69.8837 GBp
Close (prev. day)	72.2254 GBp
Underlying	VODAFONE GROUP PLC
Underlying price (date)	75.22 (24/05/21)
Settlement price (date)	79.20 (24/05/20)
Open Interest	0

Performance and Risk

	6m	1y	3y
Perf (%)	-6.03%	-	-
Perf (abs.)	-4.49	-	-
Beta	-	-	-
Volatility	26.62	-	-

Futures and Options

Related Futures	-
Related Options	-

5y












Information about previous performance does not guarantee future performance.
Source: FactSet

Price data

Ø price 5 days Ø volume 5 days (pcs.)	71.2607 GBp (0)
Ø price 30 days Ø volume 30 days (pcs.)	70.7250 GBp (0)
Ø price 100 days Ø volume 100 days (pcs.)	70.8714 GBp (0)
Ø price 250 days Ø volume 250 days (pcs.)	- GBp (-)
YTD High date	73.8907 GBp (2024/01/26)
YTD Low date	65.9607 GBp (2024/02/09)
52 Weeks High date	- GBp (-)
52 Weeks Low date	- GBp (-)

Recent Research

on underlying		on sector	
Date		Headline	Download
2022/12/19		Global Equity Ratings	
2022/12/19		Aktienempfehlungen Global	
2022/11/28		Global Equity Ratings	
2022/11/28		Aktienempfehlungen Global	
2022/11/18		Global Equity Ratings	