

(TVOD) - EUX/C1

2024/08/14 18:45:37

Price
79.4972 GBP

Difference  1.00% (0.79)

General attributes

Symbol	TVODC1
Exchange	Eurex
Currency	GBP
Security type	Future
Underlying	VODAFONE GROUP PLC
Maturity	08-2024
Contract size	100

Market data

Bid (Bid size)	- GBP (-)
Ask (Ask size)	- GBP (-)
Open	79.4972 GBP
High	79.4972 GBP
Low	79.4972 GBP
Close (prev. day)	78.7074 GBP
Underlying	VODAFONE GROUP PLC
Underlying price (date)	75.34 (24/08/15)
Settlement price (date)	79.50 (24/08/14)
Open Interest	0

Performance and Risk

	6m	1y	3y
Perf (%)	+16.38%	-	-
Perf (abs.)	+11.19	-	-
Beta	-	-	-
Volatility	26.85	-	-

Futures and Options










Related Futures	-
Related Options	-



Price data

Ø price 5 days Ø volume 5 days (pcs.)	79.0093 GBP (0)
Ø price 30 days Ø volume 30 days (pcs.)	76.9818 GBP (0)
Ø price 100 days Ø volume 100 days (pcs.)	73.9230 GBP (0)
Ø price 250 days Ø volume 250 days (pcs.)	- GBP (-)
YTD High date	79.4972 GBP (2024/08/14)
YTD Low date	65.9470 GBP (2024/02/09)
52 Weeks High date	- GBP (-)
52 Weeks Low date	- GBP (-)

Recent Research

on underlying		on sector	
Date		Headline	Download
2022/12/19		Global Equity Ratings	
2022/12/19		Aktienempfehlungen Global	
2022/11/28		Global Equity Ratings	
2022/11/28		Aktienempfehlungen Global	
2022/11/18		Global Equity Ratings	