

(TVOD) - EUX/C4

2024/07/16 19:01:50

Price
74.7377 GBP
Difference  **-0.44% (-0.33)**

General attributes

Symbol TVODC4
Exchange Eurex
Currency GBp
Security type Future
Underlying VODAFONE GROUP PLC
Maturity 12-2024
Contract size 100

Market data

Bid (Bid size) - GBp (-)
Ask (Ask size) - GBp (-)
Open 74.7377 GBp
High 74.7377 GBp
Low 74.7377 GBp
Close (prev. day) 75.0688 GBp
Underlying VODAFONE GROUP PLC
Underlying price (date) 69.38 (24/07/16)
Settlement price (date) 74.74 (24/07/16)
Open Interest 0

Performance and Risk

	6m	1y	3y
Perf (%)	+6.60%	-	-
Perf (abs.)	+4.65	-	-
Beta	-	-	-
Volatility	28.75	-	-

Futures and Options

Related Futures -
Related Options -












Information about previous performance does not guarantee future performance.
 Source: FactSet

Price data

Ø price 5 days | Ø volume 5 days (pcs.) - GBp (-)
Ø price 30 days | Ø volume 30 days (pcs.) 76.3860 GBp (0)
Ø price 100 days | Ø volume 100 days (pcs.) 71.6166 GBp (0)
Ø price 250 days | Ø volume 250 days (pcs.) - GBp (-)
YTD High | date 77.8128 GBp (2024/06/20)
YTD Low | date 65.9786 GBp (2024/02/09)
52 Weeks High | date - GBp (-)
52 Weeks Low | date - GBp (-)

Recent Research

on underlying		on sector	
Date		Headline	Download
2022/12/19		Global Equity Ratings	
2022/12/19		Aktienempfehlungen Global	
2022/11/28		Global Equity Ratings	
2022/11/28		Aktienempfehlungen Global	
2022/11/18		Global Equity Ratings	