

(TVOD) - EUX/C5

2024/07/31 18:59:16

Price
77.6861 GBP

Difference  -0.92% (-0.72)

General attributes

| | |
|---------------|--------------------|
| Symbol | TVODC5 |
| Exchange | Eurex |
| Currency | GBP |
| Security type | Future |
| Underlying | VODAFONE GROUP PLC |
| Maturity | 03-2025 |
| Contract size | 100 |

Market data

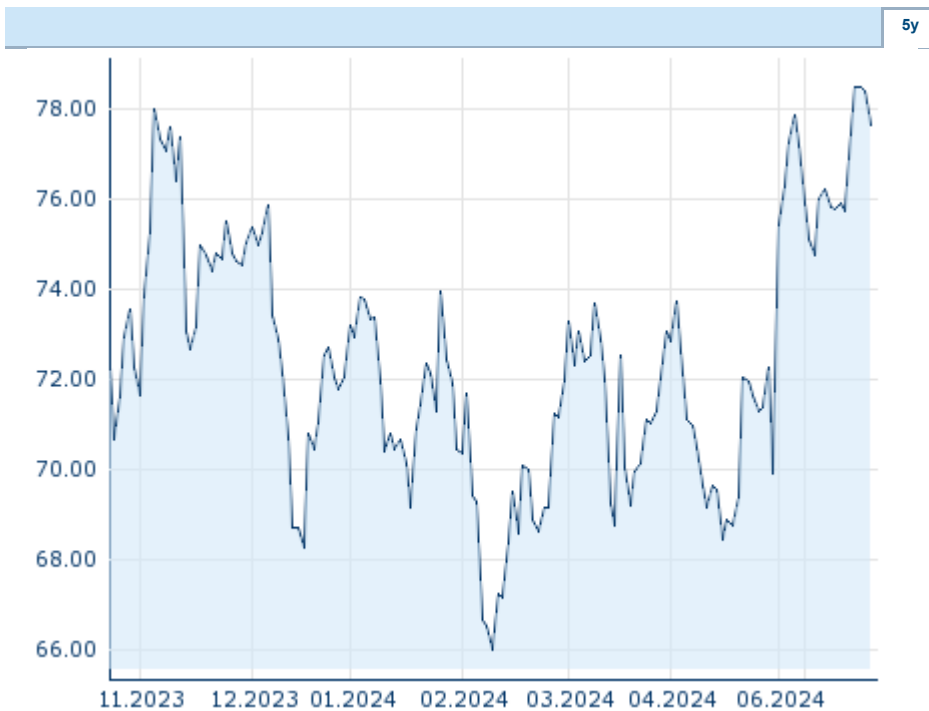
| | |
|-------------------------|--------------------|
| Bid (Bid size) | - GBp (-) |
| Ask (Ask size) | - GBp (-) |
| Open | 77.6861 GBp |
| High | 77.6861 GBp |
| Low | 77.6861 GBp |
| Close (prev. day) | 78.4081 GBp |
| Underlying | VODAFONE GROUP PLC |
| Underlying price (date) | 72.44 (24/07/31) |
| Settlement price (date) | 77.69 (24/07/31) |
| Open Interest | 0 |

Performance and Risk

| | 6m | 1y | 3y |
|-------------|---------|----|----|
| Perf (%) | +10.25% | - | - |
| Perf (abs.) | +7.22 | - | - |
| Beta | - | - | - |
| Volatility | 28.71 | - | - |

Futures and Options

| | |
|-----------------|---|
| Related Futures | - |
| Related Options | - |













Information about previous performance does not guarantee future performance.
Source: FactSet

Price data

| | |
|---|--------------------------|
| Ø price 5 days Ø volume 5 days (pcs.) | 78.1072 GBp (0) |
| Ø price 30 days Ø volume 30 days (pcs.) | 76.6924 GBp (0) |
| Ø price 100 days Ø volume 100 days (pcs.) | 72.8819 GBp (0) |
| Ø price 250 days Ø volume 250 days (pcs.) | - GBp (-) |
| YTD High date | 78.5081 GBp (2024/07/26) |
| YTD Low date | 66.0208 GBp (2024/02/09) |
| 52 Weeks High date | - GBp (-) |
| 52 Weeks Low date | - GBp (-) |

Recent Research

| on underlying | | on sector | |
|---------------|---|---------------------------|---|
| Date | | Headline | Download |
| 2022/12/19 |  | Global Equity Ratings |  |
| 2022/12/19 |  | Aktienempfehlungen Global |  |
| 2022/11/28 |  | Global Equity Ratings |  |
| 2022/11/28 |  | Aktienempfehlungen Global |  |
| 2022/11/18 |  | Global Equity Ratings |  |