

(THSB) - EUX/C5

2024/08/20 18:57:39

Price
699.0168 GBP

Difference  -1.84% (-13.14)

General attributes

Symbol	THSBC5
Exchange	Eurex
Currency	GBP
Security type	Future
Underlying	HSBC HOLDINGS PLC
Maturity	03-2025
Contract size	100

Market data

Bid (Bid size)	- GBP (-)
Ask (Ask size)	- GBP (-)
Open	699.0168 GBP
High	699.0168 GBP
Low	699.0168 GBP
Close (prev. day)	712.1552 GBP
Underlying	HSBC HOLDINGS PLC
Underlying price (date)	653.50 (24/08/21)
Settlement price (date)	699.02 (24/08/20)
Open Interest	0

Performance and Risk

	6m	1y	3y
Perf (%)	+7.34%	-	-
Perf (abs.)	+47.79	-	-
Beta	-	-	-
Volatility	22.77	-	-

Futures and Options

Related Futures	-
Related Options	-












Information about previous performance does not guarantee future performance.
Source: FactSet

Price data

Ø price 5 days Ø volume 5 days (pcs.)	702.0925 GBP (0)
Ø price 30 days Ø volume 30 days (pcs.)	701.1648 GBP (0)
Ø price 100 days Ø volume 100 days (pcs.)	698.3852 GBP (0)
Ø price 250 days Ø volume 250 days (pcs.)	- GBP (-)
YTD High date	746.1099 GBP (2024/07/31)
YTD Low date	597.0782 GBP (2024/02/21)
52 Weeks High date	- GBP (-)
52 Weeks Low date	- GBP (-)

Recent Research

on underlying		on sector	
Date		Headline	Download
2024/08/12		Global Equity Ratings	
2024/08/12		Aktienempfehlungen Global	
2024/07/24		Global Equity Ratings	
2024/07/24		Aktienempfehlungen Global	
2024/07/15		Aktienempfehlungen Global	