

(THSB) - EUX/C5

2024/09/13 18:47:59

Price
704.1114 GBP

Difference  0.42% (2.98)

General attributes

Symbol	THSBC5
Exchange	Eurex
Currency	GBP
Security type	Future
Underlying	HSBC HOLDINGS PLC
Maturity	03-2025
Contract size	100

Market data

Bid (Bid size)	- GBP (-)
Ask (Ask size)	- GBP (-)
Open	704.1114 GBP
High	704.1114 GBP
Low	704.1114 GBP
Close (prev. day)	701.135 GBP
Underlying	HSBC HOLDINGS PLC
Underlying price (date)	658.70 (24/09/13)
Settlement price (date)	704.11 (24/09/13)
Open Interest	0

Performance and Risk

	6m	1y	3y
Perf (%)	+13.67%	-	-
Perf (abs.)	+84.70	-	-
Beta	-	-	-
Volatility	22.35	-	-

Futures and Options

Related Futures	-
Related Options	-












5y

Information about previous performance does not guarantee future performance.
 Source: FactSet

Price data

Ø price 5 days Ø volume 5 days (pcs.)	700.4054 GBP (0)
Ø price 30 days Ø volume 30 days (pcs.)	697.8046 GBP (0)
Ø price 100 days Ø volume 100 days (pcs.)	706.7989 GBP (0)
Ø price 250 days Ø volume 250 days (pcs.)	- GBP (-)
YTD High date	746.1099 GBP (2024/07/31)
YTD Low date	597.0782 GBP (2024/02/21)
52 Weeks High date	- GBP (-)
52 Weeks Low date	- GBP (-)

Recent Research

on underlying		on sector	
Date		Headline	Download
2024/09/11		Global Equity Ratings	
2024/09/11		Aktienempfehlungen Global	
2024/09/05		Global Equity Ratings	
2024/09/05		Aktienempfehlungen Global	
2024/08/12		Global Equity Ratings	