

(THSB) - EUX/C8

2024/07/15 19:38:51

Price
708.5493 GBP

Difference  -1.02% (-7.33)

General attributes

| | |
|---------------|-------------------|
| Symbol | THSBC8 |
| Exchange | Eurex |
| Currency | GBP |
| Security type | Future |
| Underlying | HSBC HOLDINGS PLC |
| Maturity | 12-2025 |
| Contract size | 100 |

Market data

| | |
|-------------------------|-------------------|
| Bid (Bid size) | - GBP (-) |
| Ask (Ask size) | - GBP (-) |
| Open | 708.5493 GBP |
| High | 708.5493 GBP |
| Low | 708.5493 GBP |
| Close (prev. day) | 715.8816 GBP |
| Underlying | HSBC HOLDINGS PLC |
| Underlying price (date) | 664.00 (24/07/16) |
| Settlement price (date) | 708.55 (24/07/15) |
| Open Interest | 0 |

Performance and Risk

| | 6m | 1y | 3y |
|-------------|---------|----|----|
| Perf (%) | +16.40% | - | - |
| Perf (abs.) | +99.85 | - | - |
| Beta | - | - | - |
| Volatility | 31.89 | - | - |

Futures and Options

| | |
|-----------------|---|
| Related Futures | - |
| Related Options | - |













Information about previous performance does not guarantee future performance.
Source: FactSet

Price data

| | |
|---|---------------------------|
| Ø price 5 days Ø volume 5 days (pcs.) | 713.8910 GBP (0) |
| Ø price 30 days Ø volume 30 days (pcs.) | - GBP (-) |
| Ø price 100 days Ø volume 100 days (pcs.) | 646.6425 GBP (0) |
| Ø price 250 days Ø volume 250 days (pcs.) | - GBP (-) |
| YTD High date | 719.3883 GBP (2024/07/05) |
| YTD Low date | 598.8779 GBP (2024/02/21) |
| 52 Weeks High date | - GBP (-) |
| 52 Weeks Low date | - GBP (-) |

Recent Research

| on underlying | | on sector | |
|---------------|---|---------------------------|---|
| Date | | Headline | Download |
| 2024/07/15 |  | Aktienempfehlungen Global |  |
| 2024/07/12 |  | Global Equity Ratings |  |
| 2024/06/21 |  | Global Equity Ratings |  |
| 2024/06/21 |  | Aktienempfehlungen Global |  |
| 2024/06/14 |  | Global Equity Ratings |  |