

(THSB) - EUX/C1

2024/09/17 19:04:36

Price
705.9566 GBP

Difference  1.00% (7.02)

General attributes

Symbol	THSBC1
Exchange	Eurex
Currency	GBP
Security type	Future
Underlying	HSBC HOLDINGS PLC
Maturity	09-2024
Contract size	100

Market data

Bid (Bid size)	- GBP (-)
Ask (Ask size)	- GBP (-)
Open	705.9566 GBP
High	705.9566 GBP
Low	705.9566 GBP
Close (prev. day)	698.9396 GBP
Underlying	HSBC HOLDINGS PLC
Underlying price (date)	68.15 (24/09/17)
Settlement price (date)	705.96 (24/09/17)
Open Interest	0

Performance and Risk

	6m	1y	3y
Perf (%)	+12.62%	-	-
Perf (abs.)	+79.12	-	-
Beta	-	-	-
Volatility	22.20	-	-

Futures and Options

Related Futures	-
Related Options	-












Information about previous performance does not guarantee future performance.
Source: FactSet

Price data

Ø price 5 days Ø volume 5 days (pcs.)	700.3436 GBP (0)
Ø price 30 days Ø volume 30 days (pcs.)	698.9584 GBP (0)
Ø price 100 days Ø volume 100 days (pcs.)	705.9414 GBP (0)
Ø price 250 days Ø volume 250 days (pcs.)	- GBP (-)
YTD High date	744.6768 GBP (2024/07/31)
YTD Low date	596.5273 GBP (2024/02/21)
52 Weeks High date	- GBP (-)
52 Weeks Low date	- GBP (-)

Recent Research

on underlying		on sector	
Date		Headline	Download
2024/09/11		Global Equity Ratings	
2024/09/11		Aktienempfehlungen Global	
2024/09/05		Global Equity Ratings	
2024/09/05		Aktienempfehlungen Global	
2024/08/12		Global Equity Ratings	