

(THSB) - EUX/C1

2024/07/22 19:02:51

Price
709.2371 GBP

Difference  1.07% (7.53)

General attributes

Symbol	THSBC1
Exchange	Eurex
Currency	GBP
Security type	Future
Underlying	HSBC HOLDINGS PLC
Maturity	08-2024
Contract size	100

Market data

Bid (Bid size)	- GBP (-)
Ask (Ask size)	- GBP (-)
Open	709.2371 GBP
High	709.2371 GBP
Low	709.2371 GBP
Close (prev. day)	701.7077 GBP
Underlying	HSBC HOLDINGS PLC
Underlying price (date)	664.70 (24/07/23)
Settlement price (date)	709.24 (24/07/22)
Open Interest	0

Performance and Risk

	6m	1y	3y
Perf (%)	+16.93%	-	-
Perf (abs.)	+102.67	-	-
Beta	-	-	-
Volatility	23.93	-	-

Futures and Options

Related Futures	-
Related Options	-












Information about previous performance does not guarantee future performance.
Source: FactSet

Price data

Ø price 5 days Ø volume 5 days (pcs.)	706.1811 GBP (0)
Ø price 30 days Ø volume 30 days (pcs.)	716.8236 GBP (0)
Ø price 100 days Ø volume 100 days (pcs.)	674.4045 GBP (0)
Ø price 250 days Ø volume 250 days (pcs.)	- GBP (-)
YTD High date	741.4104 GBP (2024/06/20)
YTD Low date	596.5273 GBP (2024/02/21)
52 Weeks High date	- GBP (-)
52 Weeks Low date	- GBP (-)

Recent Research

on underlying		on sector	
Date		Headline	Download
2024/07/15		Aktienempfehlungen Global	
2024/07/12		Global Equity Ratings	
2024/06/21		Global Equity Ratings	
2024/06/21		Aktienempfehlungen Global	
2024/06/14		Global Equity Ratings	