

## (THSB) - EUX/C1

2024/07/15 19:38:51

Price  
**705.9698** GBP

Difference  -1.04% (-7.40)

## General attributes

Symbol	THSBC1
Exchange	Eurex
Currency	GBP
Security type	Future
Underlying	HSBC HOLDINGS PLC
Maturity	07-2024
Contract size	100

## Market data

Bid (Bid size)	- GBP (-)
Ask (Ask size)	- GBP (-)
Open	705.9698 GBP
High	705.9698 GBP
Low	705.9698 GBP
Close (prev. day)	713.3668 GBP
Underlying	HSBC HOLDINGS PLC
Underlying price (date)	664.00 (24/07/16)
Settlement price (date)	705.97 (24/07/15)
Open Interest	0

## Performance and Risk

	6m	1y	3y
Perf (%)	+16.43%	-	-
Perf (abs.)	+99.64	-	-
Beta	-	-	-
Volatility	24.02	-	-

## Futures and Options

Related Futures	-
Related Options	-

5y












Information about previous performance does not guarantee future performance.  
 Source: FactSet

## Price data

Ø price 5 days   Ø volume 5 days (pcs.)	711.2980 GBP (0)
Ø price 30 days   Ø volume 30 days (pcs.)	721.2580 GBP (0)
Ø price 100 days   Ø volume 100 days (pcs.)	666.3041 GBP (0)
Ø price 250 days   Ø volume 250 days (pcs.)	- GBP (-)
YTD High   date	741.4104 GBP (2024/06/20)
YTD Low   date	596.5273 GBP (2024/02/21)
52 Weeks High   date	- GBP (-)
52 Weeks Low   date	- GBP (-)

## Recent Research

on underlying		on sector	
Date	Headline	Download	
2024/07/15	 Aktienempfehlungen Global		
2024/07/12	 Global Equity Ratings		
2024/06/21	 Global Equity Ratings		
2024/06/21	 Aktienempfehlungen Global		
2024/06/14	 Global Equity Ratings	