

(TBPT) - EUX/C6

2024/06/21 19:39:52

Price
479.4327 GBP

Difference  0.09% (0.43)

General attributes

Symbol	TBPTC6
Exchange	Eurex
Currency	GBP
Security type	Future
Underlying	BP PLC
Maturity	06-2025
Contract size	100

Market data

Bid (Bid size)	- GBP (-)
Ask (Ask size)	- GBP (-)
Open	479.4327 GBP
High	479.4327 GBP
Low	479.4327 GBP
Close (prev. day)	479.0023 GBP
Underlying	BP PLC
Underlying price (date)	471.00 (24/06/21)
Settlement price (date)	479.83 (24/06/21)
Open Interest	0

Performance and Risk

	6m	1y	3y
Perf (%)	+0.77%	-	-
Perf (abs.)	+3.68	-	-
Beta	-	-	-
Volatility	23.97	-	-

Futures and Options

Related Futures	-
Related Options	-












Information about previous performance does not guarantee future performance.
 Source: FactSet

Price data

Ø price 5 days Ø volume 5 days (pcs.)	475.7012 GBP (0)
Ø price 30 days Ø volume 30 days (pcs.)	- GBP (-)
Ø price 100 days Ø volume 100 days (pcs.)	499.0472 GBP (0)
Ø price 250 days Ø volume 250 days (pcs.)	- GBP (-)
YTD High date	547.1415 GBP (2024/04/12)
YTD Low date	451.8929 GBP (2024/01/18)
52 Weeks High date	- GBP (-)
52 Weeks Low date	- GBP (-)

Recent Research

on underlying		on sector	
Date		Headline	Download
2024/06/21		Global Equity Ratings	
2024/06/21		Aktienempfehlungen Global	
2024/06/14		Global Equity Ratings	
2024/06/14		Aktienempfehlungen Global	
2024/05/29		Global Equity Ratings	