

## (TBPT) - EUX/C1

2024/07/15 19:38:50

Price  
**455.3659** GBP

Difference  -0.91% (-4.17)

## General attributes

Symbol	TBPTC1
Exchange	Eurex
Currency	GBP
Security type	Future
Underlying	BP PLC
Maturity	07-2024
Contract size	100

## Market data

Bid (Bid size)	- GBP (-)
Ask (Ask size)	- GBP (-)
Open	455.3659 GBP
High	455.3659 GBP
Low	455.3659 GBP
Close (prev. day)	459.5314 GBP
Underlying	BP PLC
Underlying price (date)	446.80 (24/07/16)
Settlement price (date)	455.37 (24/07/15)
Open Interest	0

## Performance and Risk

	6m	1y	3y
Perf (%)	-1.01%	-	-
Perf (abs.)	-4.65	-	-
Beta	-	-	-
Volatility	26.12	-	-

## Futures and Options

Related Futures	-
Related Options	-

5y











Information about previous performance does not guarantee future performance.  
 Source: FactSet

## Price data

Ø price 5 days   Ø volume 5 days (pcs.)	- GBP (-)
Ø price 30 days   Ø volume 30 days (pcs.)	469.7903 GBP (0)
Ø price 100 days   Ø volume 100 days (pcs.)	502.1891 GBP (0)
Ø price 250 days   Ø volume 250 days (pcs.)	- GBP (-)
YTD High   date	545.8853 GBP (2024/04/12)
YTD Low   date	450.9038 GBP (2024/01/18)
52 Weeks High   date	- GBP (-)
52 Weeks Low   date	- GBP (-)

## Recent Research

on underlying		on sector	
Date	Headline	Download	
2024/07/15	 Aktienempfehlungen Global		
2024/07/12	 Global Equity Ratings		
2024/06/21	 Global Equity Ratings		
2024/06/21	 Aktienempfehlungen Global		
2024/06/14	 Global Equity Ratings	