

(TBPT) - EUX/C1

2024/07/12 18:52:06

Price
459.5314 GBP

Difference  0.36% (1.64)

General attributes

Symbol	TBPTC1
Exchange	Eurex
Currency	GBP
Security type	Future
Underlying	BP PLC
Maturity	07-2024
Contract size	100

Market data

Bid (Bid size)	- GBP (-)
Ask (Ask size)	- GBP (-)
Open	459.5314 GBP
High	459.5314 GBP
Low	459.5314 GBP
Close (prev. day)	457.8934 GBP
Underlying	BP PLC
Underlying price (date)	453.50 (24/07/12)
Settlement price (date)	459.53 (24/07/12)
Open Interest	0

Performance and Risk

	6m	1y	3y
Perf (%)	-0.39%	-	-
Perf (abs.)	-1.78	-	-
Beta	-	-	-
Volatility	26.07	-	-

Futures and Options

Related Futures	-
Related Options	-

5y












Information about previous performance does not guarantee future performance.
Source: FactSet

Price data

Ø price 5 days Ø volume 5 days (pcs.)	- GBP (-)
Ø price 30 days Ø volume 30 days (pcs.)	472.1944 GBP (0)
Ø price 100 days Ø volume 100 days (pcs.)	502.6350 GBP (0)
Ø price 250 days Ø volume 250 days (pcs.)	- GBP (-)
YTD High date	545.8853 GBP (2024/04/12)
YTD Low date	450.9038 GBP (2024/01/18)
52 Weeks High date	- GBP (-)
52 Weeks Low date	- GBP (-)

Recent Research

on underlying		on sector	
Date		Headline	Download
2024/07/12		Global Equity Ratings	
2024/07/12		Aktienempfehlungen Global	
2024/06/21		Global Equity Ratings	
2024/06/21		Aktienempfehlungen Global	
2024/06/14		Global Equity Ratings	