

(THSB) - EUX/C2

2024/07/15 19:38:51

Price
706.1123 GBP

Difference  -1.04% (-7.39)

General attributes

Symbol	THSBC2
Exchange	Eurex
Currency	GBP
Security type	Future
Underlying	HSBC HOLDINGS PLC
Maturity	08-2024
Contract size	100

Market data

Bid (Bid size)	- GBP (-)
Ask (Ask size)	- GBP (-)
Open	706.1123 GBP
High	706.1123 GBP
Low	706.1123 GBP
Close (prev. day)	713.5038 GBP
Underlying	HSBC HOLDINGS PLC
Underlying price (date)	664.00 (24/07/16)
Settlement price (date)	706.11 (24/07/15)
Open Interest	0

Performance and Risk

	6m	1y	3y
Perf (%)	+16.45%	-	-
Perf (abs.)	+99.75	-	-
Beta	-	-	-
Volatility	24.80	-	-

Futures and Options

Related Futures	-
Related Options	-

5y






Information about previous performance does not guarantee future performance.
Source: FactSet

Price data

Ø price 5 days Ø volume 5 days (pcs.)	- GBP (-)
Ø price 30 days Ø volume 30 days (pcs.)	726.5591 GBP (0)
Ø price 100 days Ø volume 100 days (pcs.)	662.1737 GBP (0)
Ø price 250 days Ø volume 250 days (pcs.)	- GBP (-)
YTD High date	741.3951 GBP (2024/06/20)
YTD Low date	596.5645 GBP (2024/02/21)
52 Weeks High date	- GBP (-)
52 Weeks Low date	- GBP (-)

Recent Research

on underlying		on sector	
Date		Headline	Download
2024/07/15		Aktienempfehlungen Global	
2024/07/12		Global Equity Ratings	
2024/06/21		Global Equity Ratings	
2024/06/21		Aktienempfehlungen Global	
2024/06/14		Global Equity Ratings	