

(THSB) - EUX/C7

2024/07/16 19:01:40

Price
708.3608 GBP

Difference  0.01% (0.10)

General attributes

Symbol	THSBC7
Exchange	Eurex
Currency	GBP
Security type	Future
Underlying	HSBC HOLDINGS PLC
Maturity	09-2025
Contract size	100

Market data

Bid (Bid size)	- GBP (-)
Ask (Ask size)	- GBP (-)
Open	708.3608 GBP
High	708.3608 GBP
Low	708.3608 GBP
Close (prev. day)	708.26 GBP
Underlying	HSBC HOLDINGS PLC
Underlying price (date)	664.00 (24/07/16)
Settlement price (date)	708.36 (24/07/16)
Open Interest	0

Performance and Risk

	6m	1y	3y
Perf (%)	+16.47%	-	-
Perf (abs.)	+100.16	-	-
Beta	-	-	-
Volatility	24.59	-	-

Futures and Options

Related Futures	-
Related Options	-












Information about previous performance does not guarantee future performance.
Source: FactSet

Price data

Ø price 5 days Ø volume 5 days (pcs.)	713.5719 GBP (0)
Ø price 30 days Ø volume 30 days (pcs.)	723.4307 GBP (0)
Ø price 100 days Ø volume 100 days (pcs.)	664.5679 GBP (0)
Ø price 250 days Ø volume 250 days (pcs.)	- GBP (-)
YTD High date	743.4330 GBP (2024/06/20)
YTD Low date	598.1661 GBP (2024/02/21)
52 Weeks High date	- GBP (-)
52 Weeks Low date	- GBP (-)

Recent Research

on underlying		on sector	
Date		Headline	Download
2024/07/15		Aktienempfehlungen Global	
2024/07/12		Global Equity Ratings	
2024/06/21		Global Equity Ratings	
2024/06/21		Aktienempfehlungen Global	
2024/06/14		Global Equity Ratings	